

City of Griffin Popular Annual Financial Report

GRIFFIN, GEORGIA

2010 ANNUAL FINANCIAL REPORT
FOR THE FISCAL YEAR ENDED JUNE 30, 2010



Since 1840



Financial Report Message

We are pleased to present the City of Griffin's Popular Annual Financial Report (PAFR) for the fiscal year ended June 30, 2010. This is the City's fourth PAFR, and is formulated as an easy to read version of the City's Comprehensive Annual Financial Report (CAFR) that we publish on a yearly basis.

The Comprehensive Annual Financial Report (CAFR) is a detailed account of the City's financial statements, notes, schedules, and statistics. The CAFR was prepared in conformance with Generally Accepted Accounting Principles (GAAP) and was audited by Mauldin, Jenkins, Certified Public Accountants, LLC, 439 Mulberry Street, Post Office Box 1877, Macon Georgia 31202-1877.

The CAFR received an unqualified opinion. A copy of our CAFR can be found on the City's website under Departments, Administrative Services, Finance, Financial Reports <http://www.cityofgriffin.com/Departments/AdministrativeServices/Finance/FinancialReports.aspx>.

The Popular Annual Financial Report (PAFR) provides citizens with an overview of the City's revenues, expenditures, and general information, in a simplified interpretation of the CAFR. The PAFR is prepared by the Department of Administrative Services Finance and Accounting staff and is not obligated to be audited under GAAP rules.

Thank you for your interest in the City of Griffin's government and its functions. Please feel free to comment or offer suggestions on the PAFR to Markus Schwab, CPA.CITP, Director of Administrative Services, email mschwab@cityofgriffin.com.

Respectfully submitted,

Kenny Smith
City Manager



TABLE OF CONTENTS

Financial Report Message	1
Vision, Mission, Values	4
Community Profile	5
Location	6
Organizational Chart	7
City Commission Goals	8
Awards	9
Accomplishments / Amenities	10
Financial Information	12
Contact Information	18

The Complete Annual Budget and Comprehensive Annual Financial Report Are available at Town hall and the City's website www.cityofgriffin.com.

Vision, Mission, Values

VISION

“The City of Griffin shall be a model of excellence in local government; and a safe, well-planned community with equal opportunity for all.”

MISSION

“In partnership with our community, the mission of the City of Griffin is to protect and enhance the quality of life by providing a high level of service in an efficient and responsive manner for all the citizens.”

VALUES

- We believe in honest, open, and democratic government.
- We are dedicated to the highest ideals of honor and integrity in order to merit the respect, trust, and confidence of the citizens of Griffin.
- We believe our primary responsibility is to those who live, work, visit, or otherwise come in contact with our City. We are committed to enhancing the quality of life by providing exemplary services.
- We believe that the employees of the City are its most important resource and through them, we will accomplish our mission and vision. We will support the employees with dignity, respect, and fairness.
- We believe it is important to listen to our citizens and be sensitive and responsive to their needs.
- We believe that proper planning, training, and teamwork will fulfill our mission and vision for the future of the City of Griffin.

Community Profile

GRIFFIN QUICK FACTS

Services: Police, Fire, Electric, Water, Sewer, Storm Drainage, Streets, Solid Waste, Airport, Parks, Recreation

Form of Government: Board of Commissioners/ Chairperson/City Manager

Governing Body: 6 District and 1 at-Large Commissioners are elected to four year terms

Population – (2009 est.): 23,488

Number of Households – 2010: 8,831

Median Age – (2009 ACS): 33.7

Median Household Income – (2009 ACS): \$33,671

Planning Area (square miles): 14

Incorporated (square miles): 14

Acres of Parks: 190

Operating Budget – 2010: \$95,000,000

Employees: 464

2010 Operating Mill Levy: 8.636

2010 Total Mill Levy: 42.566

2010 Sales and Use Tax Rate: 7%

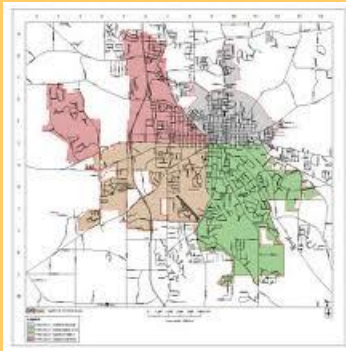
Incorporated: 1840



Location

GRIFFIN

The City of Griffin is located in Spalding County along Highway 16 just west of I-75 with easy access to Griffin-Spalding Municipal Airport.



<5 Minutes to Griffin-Spalding Municipal Airport
15 Minutes north to Atlanta Motor Speedway
45 Minutes south to Macon, Georgia
50 Minutes north to Hartsfield-Jackson Atlanta Airport
60 Minutes north to downtown Atlanta

Organizational Chart



Cynthia Reid Ward,
Chairperson, District 1



Joanne Todd,
Pro-Tem, District 4



William H. Evans,
District 2




Ryan McLeMore,
District 3



Richard Morrow,
District 5



Shaheer A. Beya,
District 6



Douglas S. Hollberg,
City At-Large



CITY COMMISSION GOALS

THE BOARD OF COMMISSIONERS SERVES AS THE LEGISLATIVE AND GOVERNING BODY OF THE CITY OF GRIFFIN. IT IS RESPONSIBLE FOR ESTABLISHING CITY POLICIES AND GOALS. THE GOALS GIVE DIRECTION TO CITY STAFF FOR CONDUCTING CITY BUSINESS. BELOW IS A SUMMARY OF COMMISSION GOALS FOR 2010, MANY OF WHICH ARE EITHER COMPLETED OR IN-PROCESS.

1. Support and promote tourism.
2. Support further development of the Land Bank Authority.
3. Support continued efforts for Atlanta-Griffin-Macon Commuter Rail.
4. Enhance the City's recycling program to include e-waste and shredding.
5. Continue support of Downtown Development Authority and incentives to business development.
6. Support the Griffin-Spalding Municipal Airport Relocation project.
7. Continue to improve the City's website.

Awards

GFOA Award for Excellence in Financial Reporting – 2009, 2008, 2007, 2006, 2005, 2004

GFOA Award for Outstanding Achievement in Popular Financial Reporting – 2009, 2008, 2007, and 2006

Georgia Planning Association Award for Grassroots Planning Initiative

Georgia Association of Water Professionals Awards for Permit Compliance

- Water Treatment Plants – Still Branch and Harry Simmons
- Wastewater Treatment Plants – Cabin Creek, Shoal Creek, Potato Creek

Georgia Association of Water Professionals Lab of the Year, and MS4 NPDES Storm Water Program of the Year Awards – 2009

www.cityofgriffin.com rated as Top Georgia Local Government Website by Juggle.com

Award for Outstanding Achievement in Popular Annual Financial Reporting

PRESENTED TO

**City of Griffin
Georgia**

for the Fiscal Year Ended

June 30, 2009




President

Executive Director

Accomplishments / Amenities

2010 PRESENTED MANY ACCOMPLISHMENTS. THE FINANCE DEPARTMENT IMPLEMENTED NEW FINANCIAL SOFTWARE AND CUSTOMER SERVICE IMPLEMENTED NEW UTILITY BILLING SYSTEM. BELOW IS A SUMMARY OF MANY OF THE ACCOMPLISHMENTS COMPLETED DURING 2010.

BUILDING SERVICES

- Inspections – 1,747
- Permits Issued (All Types) – 846
- Contractor Licenses Issued – 77
- Business Licenses Issues – 1,445
- Code Enforcement Cases – 98

ECONOMIC DEVELOPMENT

- Economic Strategic Plan
- City of Griffin Marketing Plan
- Regional Tourism

COMMUNITY DEVELOPMENT

- One Town One Goal
- Main Street Program

COMMUNICATION

- Annual Report
- Website Visits – 286,000
- Video Streams – 4
- City of Griffin Newsletter – 3

FINANCE

- Grant Awards - \$1,918,940
- Financial Software Conversion
- 2011 Budget
- Customer Utility Billing System Conversion

AMENITIES

- Swimming Pool
- Golf Course
- Tennis Courts – 6
- Baseball Fields – 2
- Mini-Golf
- Skate Park
- Playgrounds – 4
- Parks – 3
- Pocket Parks
- Bike and Pedestrian Trail

CENTRAL SERVICES / SOLID WASTE PROGRAMS

- Christmas Tree Recycling Program – 1,500 est.
- Regional Recycling Center
- Solid Waste Flow Control Ordinance
- Fleet Maintenance Services

PUBLIC SAFETY

- Community and Police Partnership
- Neighborhood Watch
- Neighborhood Police Officer Program
- Incident Management Systems Training
- D.A.R.E Program
- School Mentoring Programs
- School Resources Officers
- ISO CLASS 2 Fire Rating

PUBLIC WORKS

- Sidewalk Improvement Program
- Traffic Signalization Improvements
- Road Paving Initiative -
- Water Conservation Plan
- Transportation Improvement Program
- Street Striping -
- Flood Plain Management Program
- Water Conservation Program

Balance Sheet

More formally referred to as the Statement of Net Assets, the City's balance sheet reflects a strong and healthy financial condition as of June 30, 2010. The assets of the City exceeded its liabilities at June 30, 2010, by \$ 91 million (net assets). While the total assets increased by \$ 8 million, the City's liabilities decreased by \$ 2 million. The decrease in liabilities is largely due to the reduction of debt and loans for purchases.

Statement of Net Assets for the year ended June 30th (in thousands of dollars... '000s)

	2010	2009	2008	2007
Assets				
Current Assets and Other Assets	\$45,253	\$35,299	\$33,906	\$35,462
Capital Assets	133,992	135,782	138,127	140,692
Total Assets	179,245	171,081	172,033	176,154
Liabilities				
Current Liabilities	10,117	9,961	9,762	9,346
Non-current Liabilities	77,986	80,308	83,175	85,192
Total Liabilities	88,103	90,269	92,937	94,538
Net Assets	\$91,142	\$80,812	\$79,096	\$81,616

Income Statement

More formally referred to as the Statement of Activities, the City’s income statement reflects all the financial activity for the City during the fiscal year ended June 30, 2010. This statement presents information to show how the City’s net assets changed during the year as a result of the financial activity (i.e. revenues and expenses). This is a summarized version of the more detailed income statement found in the City’s complete Comprehensive Annual Financial Report.

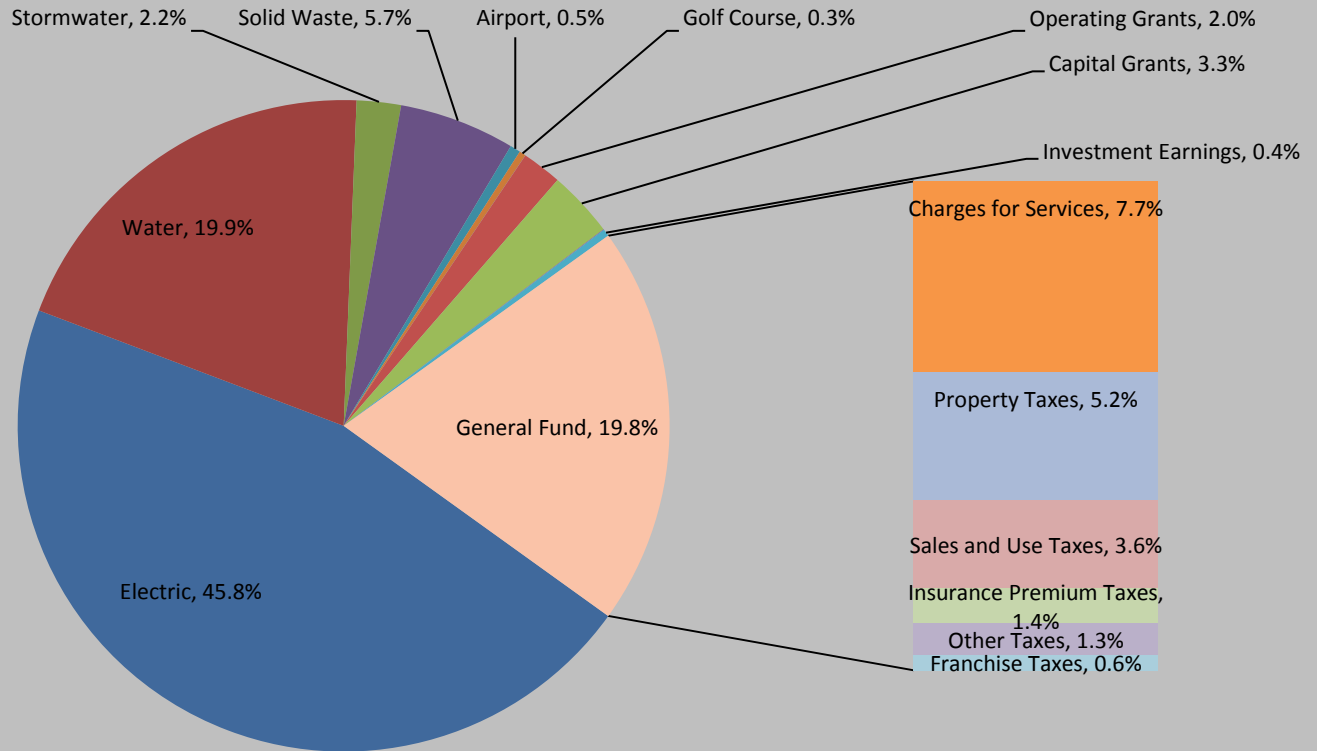
Statement of Net Assets for the year ended June 30th
(in thousands of dollars... '000s)

	2010	2009	2008	2007
Revenues	\$90,763	\$86,187	\$82,609	\$82,351
Expenses	(80,433)	(84,471)	(85,130)	(81,673)
Increase (decrease) in net assets	10,330	1,716	(2,520)	678
Net assets, beginning of year	80,813	79,096	81,616	80,937
Net assets, end of year	\$91,142	\$80,813	\$79,096	\$81,616

The income statement shows that the City’s net assets increased each year for the past two years. This reflects a string fiscal mindset and stewardship in areas that fund future capital improvements.

Revenues

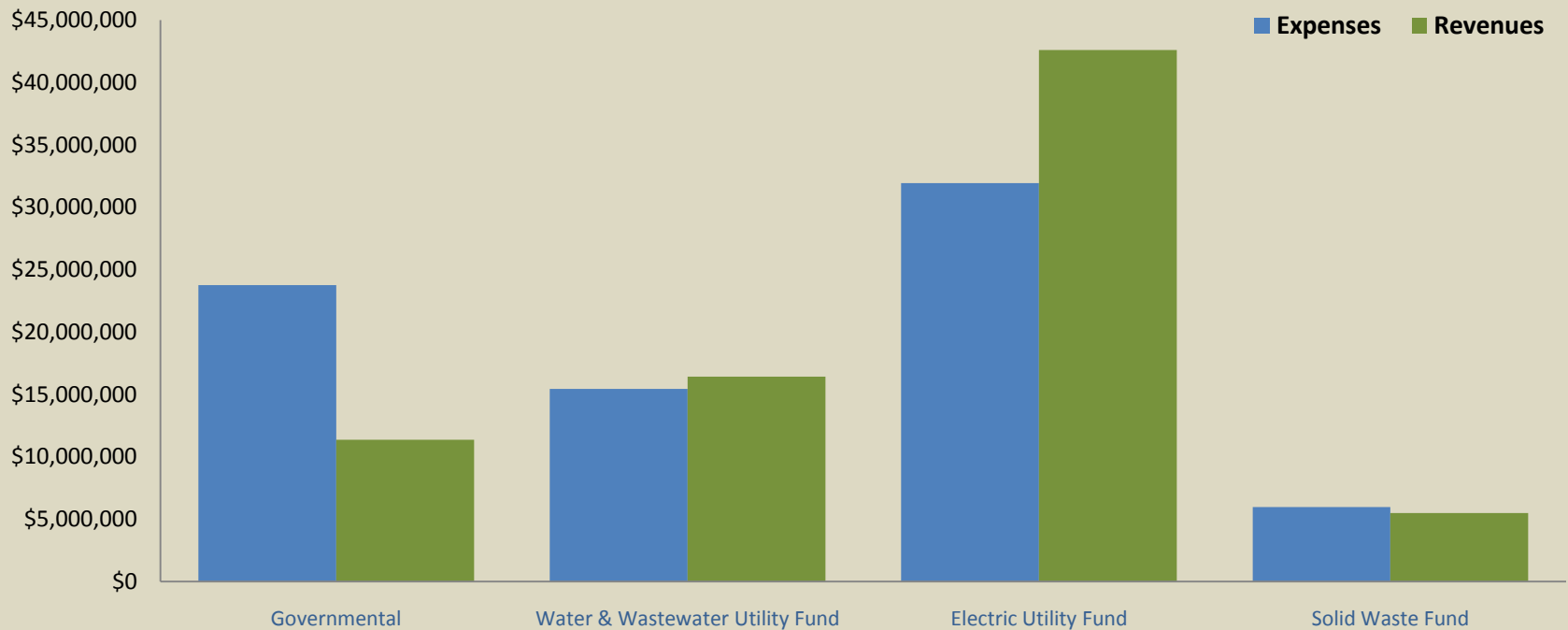
This chart illustrates the variety and percentage of the City's sources of funding, including taxes, operating and capital grants, charges for services, electric, water, airport, etc..., and general fund revenues streams. The City's primary revenue sources during 2010 include capital and operating grants which include one-time grants for public safety, Community block development, neighborhood stabilization program, and community housing initiative programs.



REVENUE BY SOURCE

Expenses and Program Revenues

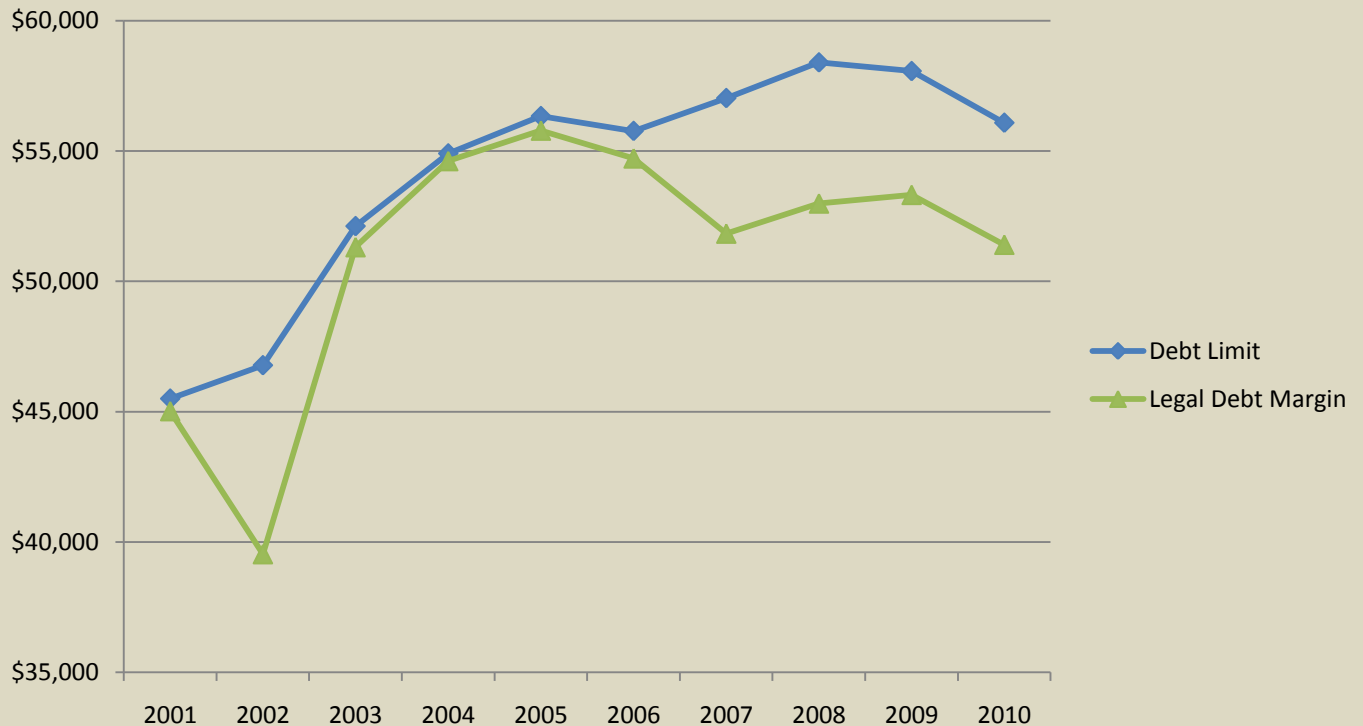
This chart presents expenses and program revenues for the City's major funds.



This schedule is a summarized version of the more detailed statement of activities found in the City's Comprehensive Annual Financial Report.

Legal Debt Margin Information

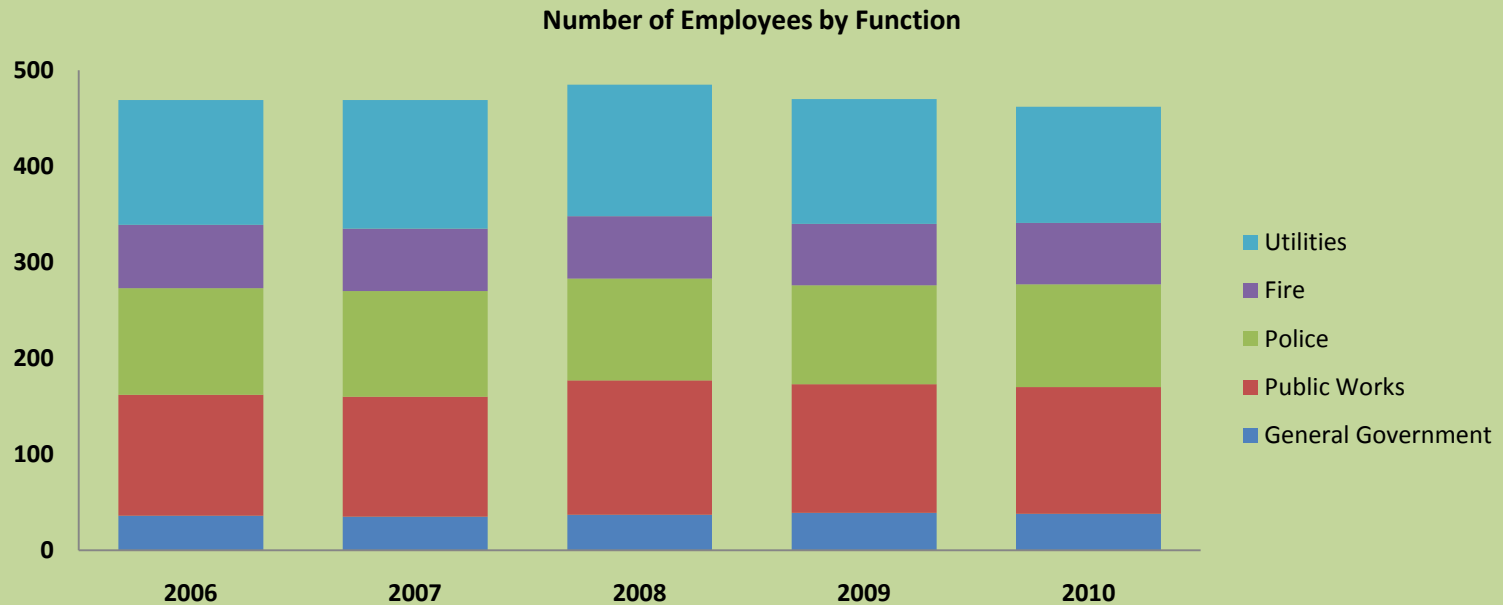
As of June 30, 2010, the City had \$67.7 million outstanding in water revenue bonds, \$1.9 million in notes payable, \$331 thousand in capital leases, and \$4.7 million outstanding on buildings and vehicles.



Under state finance law, the City's outstanding general obligation debt should not exceed 10 percent of total assessed property value. By law, the general obligation debt subject to the limitation may be offset by amounts set aside for repaying general obligation bonds.

Employee Salaries & Benefits

The City of Griffin conducts periodic market analysis of comparable jobs to update the pay plan. In 2010 the City held back on across the board pay increases. While health insurance costs increased slightly, the City absorbed the increase. On average, the City contributes approximately 70 percent towards the health care premium and employees pay approximately 30 percent, comparable with other local municipalities. Costs for other employee benefits, including life and disability insurance remained the same for 2010.



Contact Information

www.cityofgriffin.com

AIPORT: _____ 770.227.2928	EMPLOYMENT / HUMAN RESOURCES: _____ 770.229.6400	SOLID WASTE SERVICES: Commercial: _____ 770.229.6421 Industrial: _____ 770.229.6421 Recycling: _____ 770.229.6421 Residential: _____ 770.229.6421
COMMISSION: _____ 770.229.6400	ECONOMIC DEVELOPMENT: Main Street Program: _____ 770.228.5356 Downtown Development: _____ 770.233.2901	UTILITIES: Customer Service / Billing: _____ 770.229.6403 Report Electrical Outage: _____ 770.229.6406 Electric: _____ 770.229.6406 Water: _____ 770.229.6403 Solid Waste: _____ 770.229.6403 Storm water: _____ 770.229.6424 Water & Wastewater: _____ 770.229.6603
DEPARTMENTS: City Manager: _____ 770.229.6408 Administrative Services: _____ 770.229.6425 Accounting: _____ 770.229.6401 Information Technology: _____ 770.229.6614 Fire Rescue Department: _____ 770.229.6415 Station One 314 North Hill Street: _____ 770.229.6417 Station Two 401 North Expressway: _____ 770.229.6416 Station Three 101 Crescent West: _____ 770.229.6414 Parks & Recreation: _____ 770.233.2919 Police: _____ 770.229.6450 Public Works: _____ 770.229.6424	PLANNING & DEVELOPMENT: Building Inspections & Permits: _____ 770.233.4130 Building Safety: _____ 770.233.4130 Code Enforcement: _____ 770.233.4130 Planning & Zoning: _____ 770.233.4130 Tax & License: _____ 770.229.6402	
EMERGENCY SERVICES: Emergency: _____ 911	PUBLIC WORKS: Cemetery: _____ 770.229.6410 Golf Course: _____ 770.229.6615 Parks: _____ 770.233.2919 FOG (fats, oils, & grease): _____ 678.692.0404 Sign Shop: _____ 770.229.6632 Streets: _____ 770.229.6413	

The purpose of the Popular Annual Financial Report is to provide an overview of the financial position of the City of Griffin, as reported in the City's Comprehensive Annual Financial Report (CAFR), along with other information of interest. The financial information presented here is in summarized and condensed form and does not substitute for the City's CAFR. The CAFR outlines the City's financial position and operating activities each fiscal year presented in conformity with generally accepted accounting principles. The Popular Annual Financial Report does not conform to generally accepted accounting principles and associated standards as set forth by the applicable governing bodies, but is suitable for those readers who prefer an overview or summary of the City's government and its financial condition. Some of the information is from the City's Annual Budget. The City's CAFR received the award for outstanding financial reporting from the Government Finance Officers Association. The CAFR, Annual Budget, and Annual Report are available at City Hall and the City's website at www.cityofgriffin.com.



Since 1840

City of Griffin
100 South Hill Street
PO Box T
Griffin, Georgia 30223
770.229.6401
www.cityofgriffin.com