



"The Iris City"

Griffin... Great and Growing

Where an old town charm and a big city convenience combine altogether, it makes the perfect place to live, work and raise a family.

Take a few moments to see all that Griffin has to offer:

Relaxed Lifestyle
Superior Schools & Recreational Facilities
Growing Industry and Commerce



Popular Annual Financial Report

July 1, 2006 – June 30, 2007

Table of Contents

| | <u>Page</u> |
|-----------------------------------------------|--------------|
| Message from the City Manager | 1 |
| Vision, Mission and Values | 2 |
| Financial Highlights | 3 |
| Overview of Financial Statements | 4 |
| General Fund | 4-6 |
| Enterprise Funds | 6-7 |
| Government-wide Financial Statements | 8 |
| Net Assets | 8-9 |
| Capital Assets | 10-11 |
| Economic Outlook | 12-13 |
| Principal Officials | 15 |
| Commissioners | 16-22 |
| Major Initiatives | 23 |
| GFOA Award for Outstanding Achievement | 24 |
| Acknowledgements | 24 |

This report has been prepared and distributed in the City of Griffin in the interest of an informed citizenry.

Message from the City Manager

I am pleased to present the City of Griffin's Popular Annual Financial Report (PAFR) for the fiscal year ended June 30, 2007. This is the City's second PAFR, and is formulated as an easy to read version of the City's Comprehensive Annual Financial Report (CAFR) that is published on a yearly basis.

The CAFR is a detailed account of the City's financial statements, notes, schedules, and statistics. The CAFR was prepared in conformance with Generally Accepted Accounting Principles (GAAP) and was audited by Mauldin, Jenkins, Certified Public Accountants, LLC, 439 Mulberry Street, Post Office Box 1877, Macon Georgia 31202-1877, receiving an unqualified opinion.

The PAFR is designed to provide citizens with an overview of the City's revenue, expenditures, and general information, in a simplified interpretation of the CAFR. The PAFR is prepared by the Department of Administrative Services Finance and Accounting staff and is not obligated to be audited under GAAP rules.

Thank you for your interest in the City of Griffin's Government and how it functions. Please feel free to comment on the PAFR to the Department of Administrative Services, and offer any suggestions.

Respectfully submitted,

Kenny Smith
City Manager

Vision, Mission, Values

Vision Statement

“The City of Griffin shall be a model of excellence in local government; and a safe, well-planned community with equal opportunity for all.”

Mission Statement

“In partnership with our community, the mission of the City of Griffin is to protect and enhance the quality of life by providing a high level of service in an efficient and responsive manner for all the citizens.”

Values

We believe in honest, open, and democratic government.

We are dedicated to the highest ideals of honor and integrity in order to merit the respect, trust, and confidence of the citizens of Griffin.

We believe our primary responsibility is to those who live, work, visit, or otherwise come in contact with our City. We are committed to enhancing the quality of life by providing exemplary services.

We believe that the employees of the City are its most important resource and through them, we will accomplish our mission and vision. We will support the employees with dignity, respect, and fairness.

We believe it is important to listen to our citizens and be sensitive and responsive to their needs.

We believe that planning, training, and teamwork will fulfill our mission and vision for the future of the City of Griffin.

Financial Highlights

Government Profile

The City of Griffin, incorporated in 1843, is located in the central portion of the state and currently occupies a land area of 14.1 square miles. The City of Griffin is empowered to levy a property tax on both real and personal properties located within its boundaries. It is also empowered by the State to extend its corporate limits by annexation, which occurs periodically when deemed appropriate by the governing Board.

The City of Griffin operates under a City Manager/Board of Commissioners form of government. Policy making and legislative authority are vested in the governing council, which consists of seven Commissioners. The governing council is responsible, among other things, for passing ordinances, adopting the budget, appointing committees, and hiring both the City's manager and legal counsel. The City Manager is responsible for carrying out the day to day operations of the government and for appointing the heads of the various departments. The Board is elected on a non-partisan basis, and serves staggered terms. Elections are held every two years with three Commissioners on one cycle and four Commissioners the next cycle. The Chairperson is elected by the Board and serves for one year only.

The City of Griffin provides a full range of services, including police and fire protection; the construction and maintenance of highways, streets, and other infrastructure; and recreational and cultural activities, including an eighteen hole golf course; and a municipal airport. Also, the City provides water, wastewater, electric, sanitation and stormwater runoff services through its enterprise funds, which function, in essence, as departments of the City, and therefore have been included as an integral part of the City's financial statements.

The annual budget serves as the foundation for the City of Griffin's financial planning and control. All agencies of the City of Griffin are required to submit requests for appropriations to the City Manager on March 31. The City Manager uses these requests as a starting point for developing the proposed budget. The City Manager then presents this proposed budget to the Board of Commissioners for review, prior to May 15. The Board of Commissioners is required to hold public hearings on the proposed budget and to adopt a final budget no later than June 30, the close of the City's fiscal year. The appropriated budget is prepared by fund, function (e.g., Public Safety), and department (Police). Department heads are not allowed to make transfers between appropriated accounts. Neither are appropriations between departments allowed, except by specific action of the Board of Commissioners. Budget to actual comparisons are provided in this report for each individual fund for which an appropriated budget has been adopted. For the general fund, this comparison extends to the department level. Budget to actual comparisons for all governmental fund types as well as forenterprise funds are presented within this report.

FACTORS AFFECTING FINANCIAL CONDITION

The information presented in the financial statements is perhaps best understood when it is considered from the broader perspective of the specific environment in which the City operates.

OVERVIEW OF FINANCIAL STATEMENTS

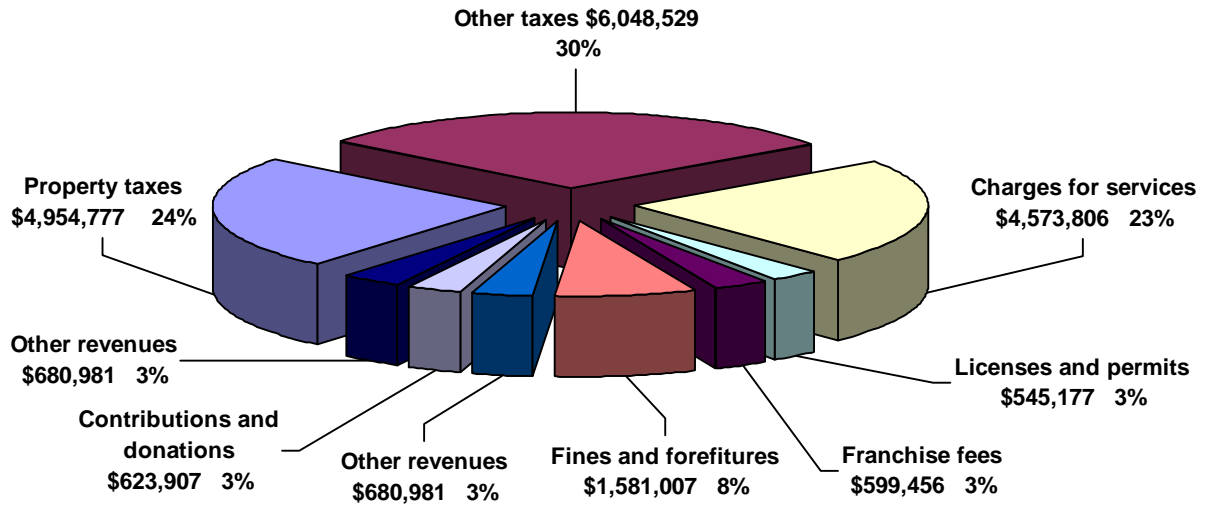
Each year the City of Griffin, Georgia (the "City") prepares a Comprehensive Annual Financial Report (CAFR) that includes not only the basic financial statements of the City, but also introductory and statistical information. A single audit report is not included in this year's report, as the City did not expend in excess of \$500,000 of federal expenditures.

The City's basic financial statements include three components: (1) government-wide financial statements; (2) fund financial statements; and (3) notes to the financial statements. The government-wide financial statements provide a broad overview of all of the City's funds. The Statement of Net Assets presents information on all assets and liabilities of the City, with the difference between the two reported as net assets. The Statement of Activities presents information showing how the City's net assets changed during the most recent fiscal year. Revenues are categorized as program revenues or general revenues. Expenses are categorized by function. The fund financial statements more closely resemble the financial statements as presented prior to the adoption of GASB Statement No. 34. All of the funds of the City can be divided into three categories: governmental funds, proprietary funds, and fiduciary funds.

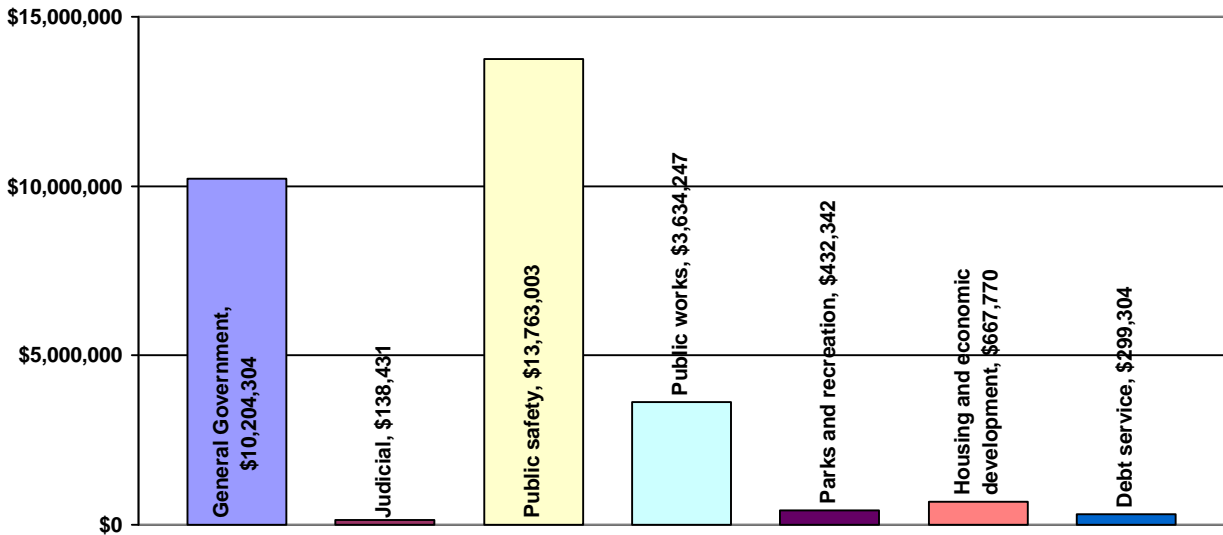
General Fund

Of primary interest to the City is the General Fund, which accounts for the majority of revenues received and funds expended in the operations of the City, including administration, judicial activities, public safety, public works, parks and recreation, and community service. The following charts present the sources of revenues and the expenditures of the General Fund for the fiscal year ended June 30, 2007:

General Fund Revenues - June 30, 2007



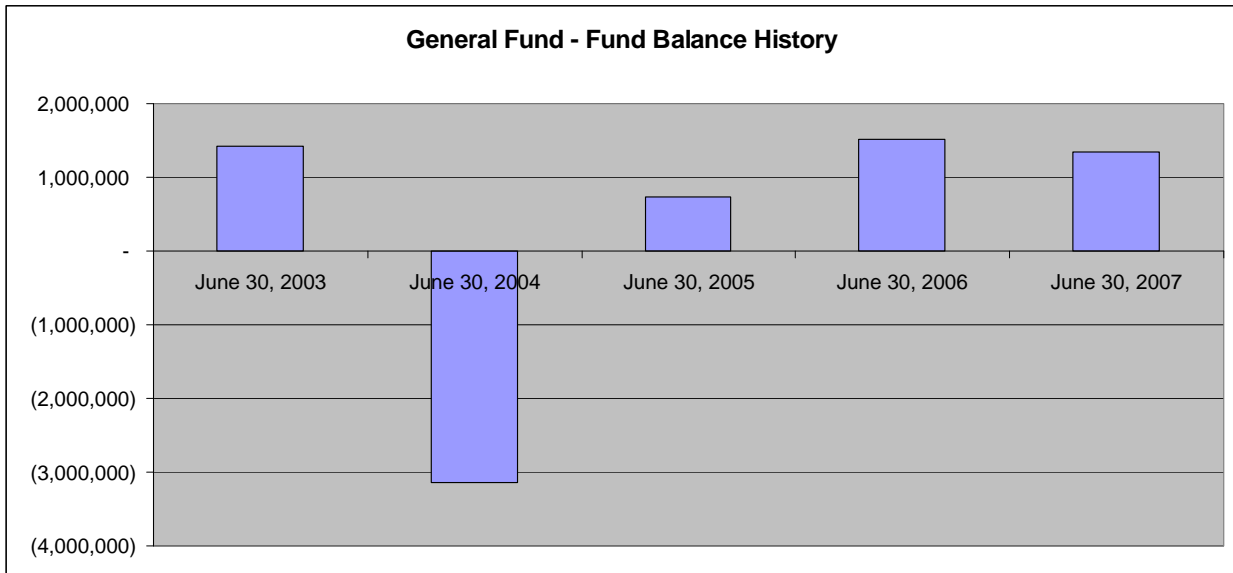
General Fund Expenditures - June 30, 2007



Total fund balance of the General Fund at June 30, 2007 was a positive \$1,343,603. As discussed in prior years, fund balance does not necessarily equal cash on hand and available to spend. Fund balance is the difference between assets and liabilities, only a portion of which is cash available to be spent. While the City has cash and investments on hand at June 30, 2007, of \$1,174,334, the City also has approximately \$744,000 in current liabilities due to outside parties and employees. The City's General Fund also has at June 30, 2007, other liabilities totaling approximately \$163,400

in deferred revenues and \$810,000 in due to other funds. Additionally, the General Fund incurs expenditures of approximately \$2.43 million per month. A large part of the cash on hand at June 30, 2007, will be needed in subsequent months to fund these expenditures, until the City’s property tax revenues are fully collected in November and December.

The following is a history of the total ending fund balance of the General Fund over the past five years:



Other Governmental Funds

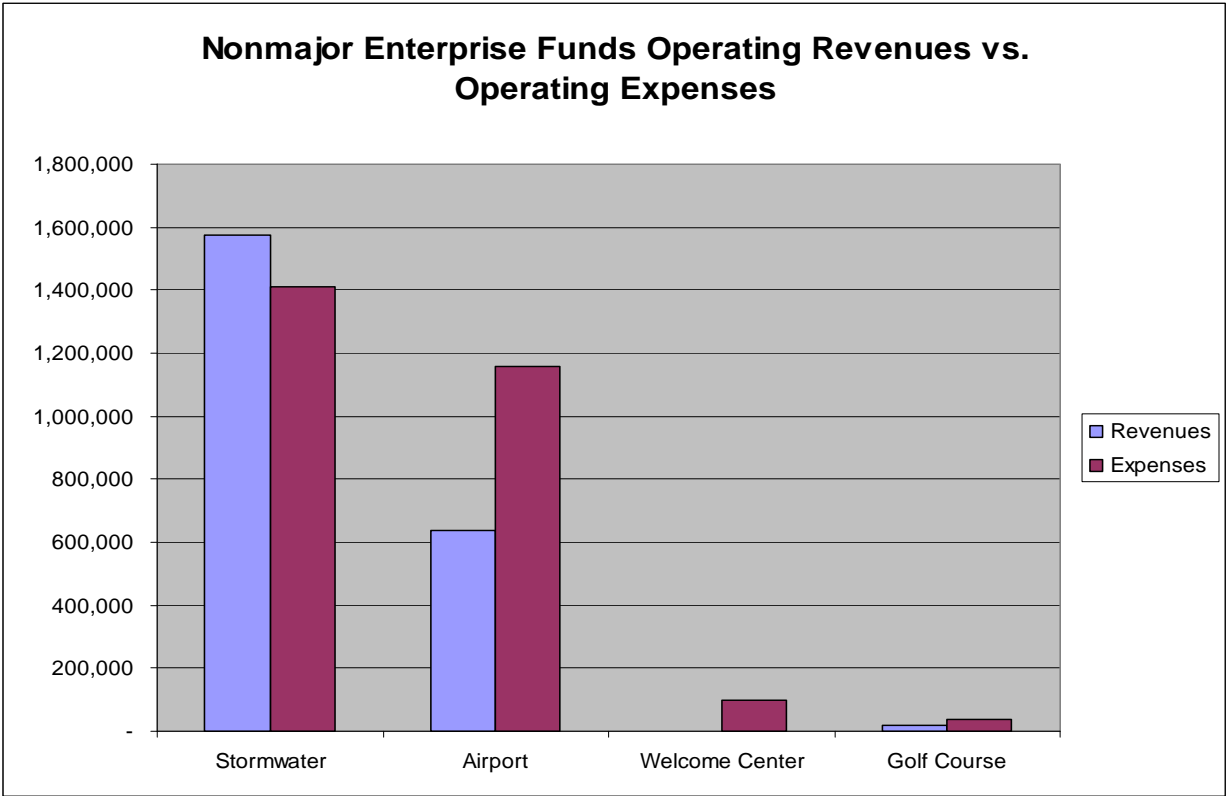
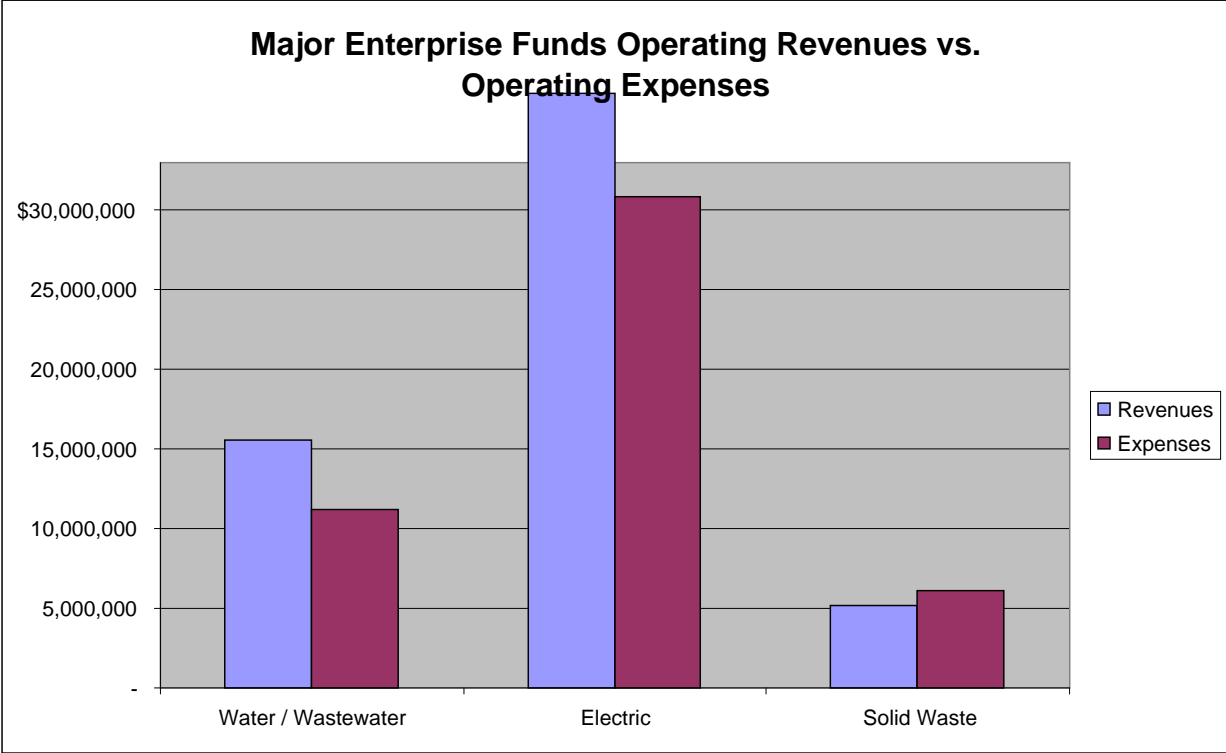
The City maintains various special revenue funds (Hotel/Motel Tax Fund, the Multiple Grant Fund, the Confiscated Assets Fund, and the Business and Tourism Association). These funds account for revenues derived from specific sources, which are legally restricted to finance particular functions or activities. Capital projects funds (General Capital Projects Fund) are used to account for revenues and expenditures related to the renovation and/or construction of major capital assets. The City also maintains two permanent funds – the Cemetery Trust Fund and the Mausoleum Trust Fund.

Enterprise Funds

The City maintains several enterprise funds that are used to account for operations in a manner similar to private business enterprises – where the intent is that the costs of providing the goods or services to the general public on a continuing basis be financed or recovered primarily through user charges. Only the Water/Wastewater, Electric, and Stormwater Utility Funds generate revenues sufficient to cover the costs of operations.

“A Financial snapshot is worth a thousand words”

- Anonymous



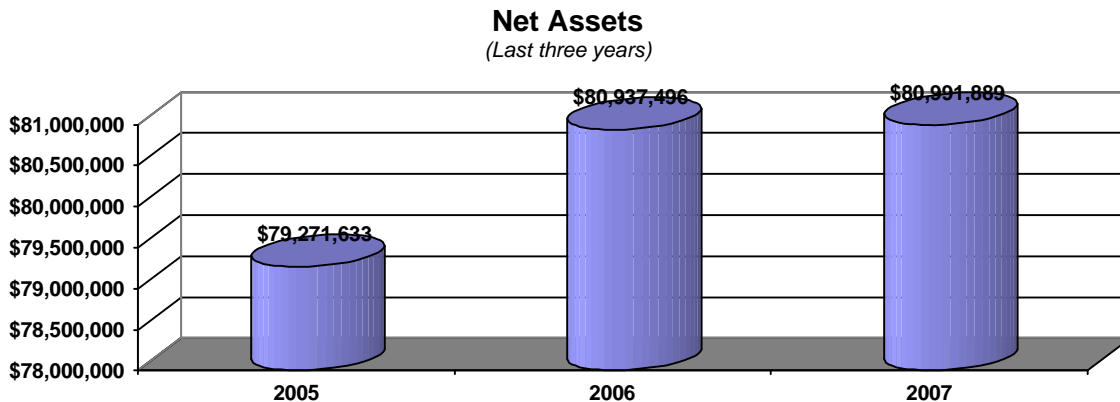
Government-wide Financial Statements

Government-wide Financial Statements, which are comprised of the Statement of Net Assets and the Statement of Net Activities, provide readers with a broad overview of the City's finances, similar to a private-sector business.

Both of these statements distinguish functions of the City that are principally supported by taxes and intergovernmental revenues (*governmental activities*) from functions that are intended to recover costs through user fees and charges (*business-type activities*).

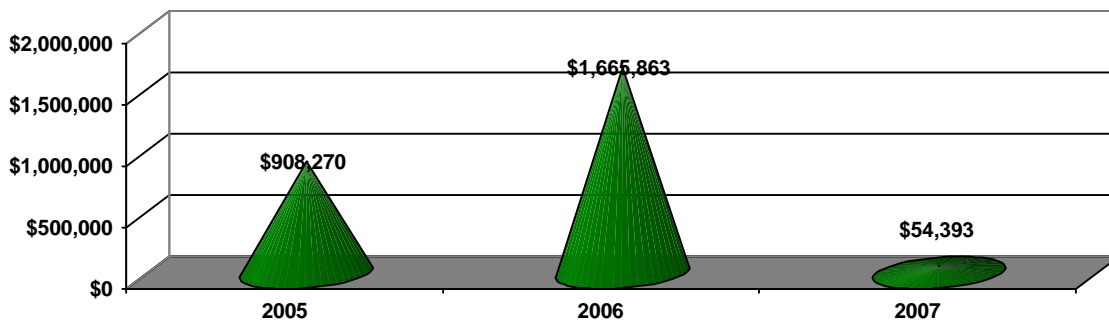
The Statement of Net Assets presents information on all of the City's assets and liabilities, with the difference between the two reported as net assets. The Statement of Activities (Table 2) provides information on the City's revenues and expenses, and reports the difference between the two as the change in net assets. Over time, increases and decreases in net assets may serve as a useful indicator of whether the City's financial position is improving or deteriorating.

Net Assets



Changes in Net Assets

(Change from one year to the next)



The City's net assets increased slightly by 0.07% during FY 2006-07, mainly due to significant investments in capital and the purchase of a new building net of debt issued for the purchase.

Table 1 below, shows the City's net assets, that fall into three categories:

- 73% of net assets are investment in capital assets, less related debt. Capital assets (land, buildings, infrastructure, and equipment) are used to provide services to citizens; consequently these assets are not available for future spending.
- 1% are restricted net assets. These resources are subject to external restrictions on how they are used.
- 25% are unrestricted net assets. These resources may be used to meet the City's ongoing obligations to citizens and creditors.

Table 1: Statement of Net Assets as of June 30, 2007

(Amounts in thousands)

| | <u>Governmental Activities</u> | | <u>Business-type Activities</u> | | <u>Total</u> | | Variance |
|-------------------|--------------------------------|----------|---------------------------------|-----------|--------------|-----------|----------|
| | 2007 | 2006 | 2007 | 2006 | 2007 | 2006 | |
| Total assets | \$28,647 | \$24,399 | \$147,144 | \$148,450 | \$175,761 | \$172,849 | 1.68% |
| Total liabilities | 7,263 | 2,897 | 87,275 | 89,015 | 94,538 | 91,912 | 2.86% |
| Total net assets | \$21,384 | \$21,502 | \$59,869 | \$59,435 | \$81,223 | \$80,937 | 0.35% |

Table 2 below, shows that total revenues exceeded expenses by \$286 thousand.

- The City's total revenues increased by 4.46%, or \$3.5 million, from \$78.5 million to \$82.0 million.
- The City's total expenses increased by 6.35%, or \$4.9 million, from \$76.8 million to \$81.7 million.

Table 2: Statement of of Activities for the Fiscal Year Ended June 30, 2007

(Amounts in thousands)

| | <u>Governmental Activities</u> | | <u>Business-type Activities</u> | | <u>Total</u> | | Variance |
|---------------------------------------|--------------------------------|----------|---------------------------------|----------|--------------|----------|----------|
| | 2007 | 2006 | 2007 | 2006 | 2007 | 2006 | |
| Total revenues | \$20,103 | \$19,245 | \$61,856 | \$59,218 | \$81,959 | \$78,463 | 4.46% |
| Total expenses | 26,138 | 24,229 | 55,535 | 52,568 | 81,673 | 76,797 | 6.35% |
| Change in net assets before transfers | -6,035 | -4,984 | 6,051 | 6,650 | 286 | 1,666 | -82.86% |
| Transfers | 5,917 | 4,523 | -5,917 | -4,523 | 0 | 0 | 0.00% |
| Change in net assets | - 118 | 24,229 | 55,535 | 52,568 | 286 | 1,666 | -82.86% |

Summary of Capital Assets

Table 3 shows the City of Griffin’s Capital Assets by activity and category. Capital Assets are defined as Property & Equipment owned and operated by the City of Griffin and purchased by each department as needed. This summary is the total dollar amount held by the City of Griffin as of June 30, 2007.

Land and land improvements – The amount listed is the total amount of land purchased and owned by the City of Griffin.

Buildings – The amount listed is the cost of buildings purchased or the cost of the building construction.

Machinery & equipment – This category includes the cost of all machinery, vehicles, office furniture, computers, etc..., that each department and maintains and is responsible for.

Construction (work) in progress – This category represents the amount of incomplete construction or projects. This can include new buildings, new sewers, streets, street lights, or improvements, and building renovations.

Summary of Net Assets by Activity type

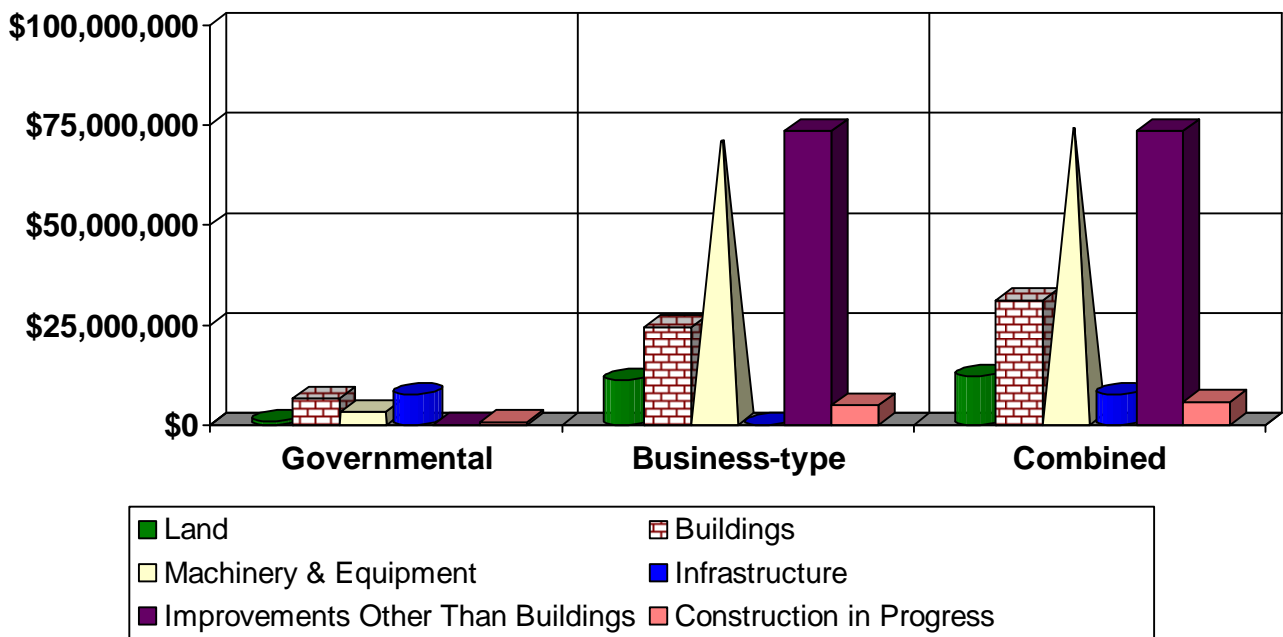


Table 3: Summary of Capital Assets by Activity as of June 30, 2007

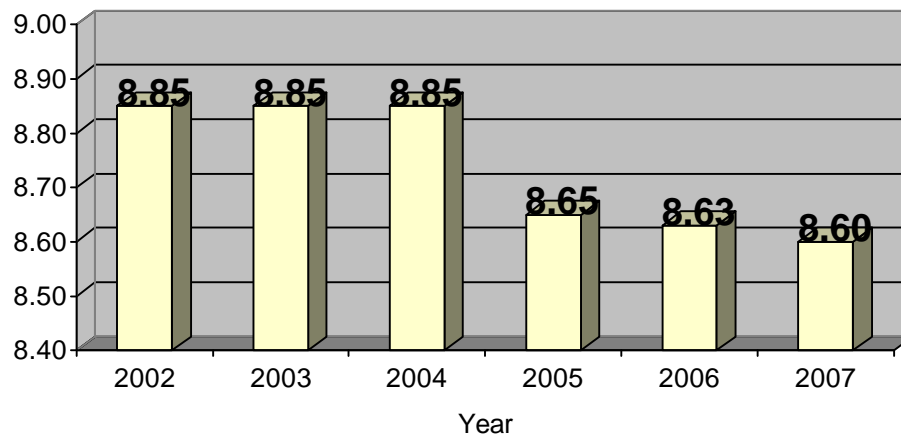
| | Balance as of June 30,2006 | Increases | Decreases | Transfers | Balance as of June 30, 2007 |
|----------------------------------------------|-------------------------------|--------------------|-------------------|-------------|--------------------------------|
| Governmental Activities | | | | | |
| Land | \$911,299 | \$0 | \$0 | \$0 | \$911,299 |
| Land improvements | 0 | 0 | 0 | 0 | 0 |
| Accumulated depreciation | 0 | 0 | 0 | 0 | 0 |
| Net land & land improvements | 911,299 | 0 | 0 | 0 | 911,299 |
| Buildings and improvements | 4,333,901 | 3,614,988 | 0 | 0 | 7,948,889 |
| Accumulated depreciation | -1,124,359 | -190,698 | 0 | 0 | -1,315,057 |
| Net buildings and improvements | 3,209,542 | 3,424,290 | 0 | 0 | 6,633,832 |
| Machinery & equipment | 18,794,750 | 1,320,027 | -18,700 | 0 | 20,096,077 |
| Accumulated depreciation | -15,683,822 | -1,164,498 | 13,713 | 0 | -16,834,607 |
| Net machinery & equipment | 3,110,928 | 155,529 | -4,987 | 0 | 3,261,470 |
| Infrastructure | 27,302,876 | 0 | 0 | 796,284 | 28,099,160 |
| Accumulated depreciation | -19,618,549 | -890,951 | 0 | 0 | -20,509,500 |
| Net infrastructure | 7,684,327 | -890,951 | 0 | 796,284 | 7,589,660 |
| Improvements other than buildings | 0 | | | | 0 |
| Construction in progress | 915,496 | 664,339 | 0 | -796,284 | 783,551 |
| Net assets – governmental activities | \$15,831,592 | \$3,353,207 | \$-4,987 | \$ 0 | \$19,179,812 |
| Business-type Activities | | | | | |
| Land | \$7,675,744 | \$4,000 | \$0 | \$0 | \$7,679,744 |
| Land improvements | 4,180,861 | 0 | 0 | 219,432 | 4,400,293 |
| Accumulated depreciation | -702,267 | -167,012 | 0 | 0 | -869,279 |
| Net land & land improvements | 11,154,338 | -163,012 | 0 | 219,432 | 11,210,758 |
| Buildings and improvements | 35,799,119 | 5,402 | 0 | 0 | 35,804,521 |
| Accumulated depreciation | -10,475,831 | -814,943 | 0 | 0 | -11,290,774 |
| Net buildings and improvements | 25,323,288 | -809,541 | 0 | 0 | 24,513,747 |
| Machinery & equipment | 19,240,134 | 1,146,613 | 0 | 0 | 20,386,747 |
| Accumulated depreciation | -12,456,222 | -1,014,950 | 0 | 0 | -13,471,172 |
| Net machinery & equipment | 6,783,912 | 131,663 | 0 | 0 | 6,915,575 |
| Infrastructure | 0 | 0 | 0 | 0 | 0 |
| Accumulated depreciation | 0 | 0 | 0 | 0 | 0 |
| Net infrastructure | 0 | 0 | 0 | 0 | 0 |
| Improvements other than buildings | 90,442,144 | 1,810,093 | -290,289 | 0 | 91,961,948 |
| Accumulated depreciation | -16,204,969 | -2,318,885 | 51,316 | 0 | -18,472,538 |
| Net improvements other than buildings | 74,237,175 | -508,792 | -238,973 | 0 | 73,489,410 |
| Construction in progress | 3,185,130 | 2,116,564 | -92,498 | -219,432 | 4,989,764 |
| Net assets – business-type activities | \$120,683,843 | \$766,882 | \$-331,471 | \$ 0 | \$121,119,254 |

Economic Outlook

The City of Griffin's economic outlook is positive. Consumer spending continues to rise slightly and economic development continues with slow but positive progress. Local real estate sales continue to slow and prices are slightly down.

Sales and use taxes, the prime indicators of consumer spending, experienced a negligible decrease from 2006 to 2007. However, property tax revenue rose 0.76% (less than one percent) from 2006 to 2007.

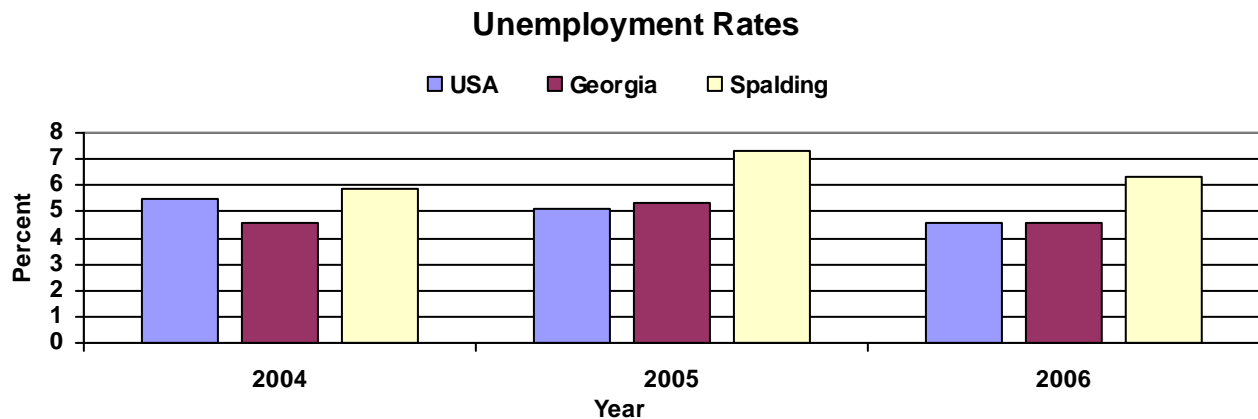
**City of Griffin
Property Tax Millage Rates
Last Five Years**



The City Commissioners continue to offer the citizens of Griffin reductions in property tax millage rates as the chart above depicts for the years 2005, 2006 and again for 2007. The City tends to lean on the major enterprise funds such as electric and water funds to make up any differences in general fund expenditures in excess of revenues. Property taxes account for 24% of the general fund revenue base along with another 30% in Local Option Sales Taxes (LOST) followed by 23% in charges for services.

Unemployment

Employment opportunities in the City of Griffin continue to hold steady. The Spalding County unemployment rate June 30, 2006 was 6.3%, compared to 7.3% the year before. There are indications that the unemployment rate will continue to decrease. The City of Griffin continues to be an area that businesses consider during their planning process.



Currently Known Conditions Affecting Future Operations

On April 18, 2007, the Director of the Georgia Environmental Protection Division (EPD) issued a “Level two drought response” across the State calling for specified outdoor water use restrictions which Permit Holders such as the City were required to enforce. On September 28, 2007, EPD declared a “Level four drought response”, with more stringent outdoor water use restrictions across the northern third of Georgia, that includes the City of Griffin. Then on October 24, 2007 EPD mandated that the Water Systems already subject to the level 4 restrictions must “reduce monthly average production (amount of treated water pumped into the distribution network) by 10% of the average monthly average production for the period of December 2006 through March 2007.

The October 24th directive went on to say that “failure to reduce and report your water usage as required herein could result in enforcement action”. The City of Griffin is reporting as required, and is taking every reasonable step to meet the reduction mandate. However; no consideration for growth was given in the directive, and an individual’s water consumption is not entirely under the control of the City. Nor is it known what “enforcement action”, if any will be, and what impact this reduction mandate may have upon the City’s future revenues.

Pension and Other Post Employment Retirement Benefits

The City of Griffin has ongoing obligations to complete funding for its employees’ pensions and retirees’ health care obligations. Nevertheless, the City’s overall financial position remains steady, despite various fiscal challenges in providing services to City residents.

The City of Griffin participates in an agent multiple employer defined benefit pension plan for all of its covered employees. The day-to-day management of those assets and activities are handled by internal staff and the Georgia Municipal Employees Benefits System. As a matter of policy, the City fully funds each year’s annual required contribution to the pension plan as determined by the actuary.

The City also provides a portion of post-retirement health benefits to retirees on a pay-as-you-go basis. GAAP currently does not require governments to report a liability in the financial statements for these benefits in connection with an employer's obligation to make these payments, and no such liability has been recorded. Additional information on the City's pension plan and its funding progress can be found in the notes to the financial statements.

CITY OF GRIFFIN, GEORGIA

PRINCIPAL OFFICIALS

JUNE 30, 2007

BOARD OF CITY COMMISSIONERS

| | |
|-------------------------------|--------------------|
| Council Member – At Large | Doug S. Hollberg |
| Council Member – District I | Cynthia Reid Ward |
| Council Member – District II | Cora Flowers |
| Council Member – District III | William D. Landrum |
| Council Member – District IV | Joann Todd |
| Council Member – District V | Dick Morrow |
| Council Member – District VI | Rodney McCord |
| Mayor | William D. Landrum |
| Mayor Pro-Tem | Doug S. Hollberg |

ADMINISTRATION

| | |
|--------------------------------------------|------------------------|
| City Manager | Kenny Smith |
| Assistant to the City Manager | James Landham |
| City Attorney | Andrew Whalen |
| Municipal Court Judge | A. Ronald Cook |
| Municipal Court Prosecutor | E. Carl Touchstone |
| Airport Manager | Robert Mohl |
| Central Services Director | Phill Francis |
| Developmental Services Director | Fredrick Gardner |
| Electric Director | Hugo Hodge |
| Finance Director | Markus Schwab, CPA |
| Fire Chief | Tommy Jones |
| Police Chief | Frank Strickland |
| Public Works / Water / Wastewater Director | Dr. Brant Keller |
| City Auditor | Mauldin & Jenkins, LLC |

COMMISSIONER BIOGRAPHIES



W.D. "Bill" Landrum
Mayor – Chairman
District III

Occupation

Now Mr. Landrum is semi-retired and is the Owner/operator of self-service car washes and Self-storage facilities. Bill and his wife, Betty, have two children and three grandchildren. A 46-year resident of Griffin, Bill has been active in many local organizations.

Organizations

- The American Business Club
- The Griffin-Spalding Chamber of Commerce.

In 2000, Bill received the Lon Touchstone Small Business Award. Bill and his wife attend the First Baptist Church of Griffin.

COMMISSIONER BIOGRAPHIES



Douglas S. Hollberg
Mayor Pro-tem / City At-Large

Occupation

Hollberg Properties

Douglas S. Hollberg has been married for 16 years to the former Pamela Joy Parsons of Washington, GA. The Hollberg's have two children and reside at 812 Maple Drive. They are members of First Baptist Church of Griffin. Doug Hollberg is a 1990 graduate of North Georgia College with a Bachelor of Business Administration degree, a graduate of Leadership Georgia 2000 and an Eagle Scout.

Doug Hollberg and his family operate a small family business, Hollberg Properties, serving more than 400 households in the Griffin area.

Organizations

- VP of Administration for the Flint River Boy Scout Council
- The Salvation Army Advisory Board
- The Kiwanis Club of Griffin
- The Griffin Downtown Council
- The Griffin Spalding Chamber of Commerce
- Griffin Spalding Historical Society
- Griffin Gun Club
- Spalding Republican Party

COMMISSIONER BIOGRAPHIES



Cynthia Reid Ward
District I

Occupation

Mrs. Reid Ward retired from BellSouth telecommunications in 2002 after 30 years of service. She also served as the Chairperson of the City of Griffin in 2004. She is the owner/operator of Jolie Madame Beauty Salon in Griffin

Cynthia is married to Tyrone Ward, who is employed by Delta Airlines. She is actively involved in the Griffin-Spalding Watch and Pray and enjoys catering with her husband. She has three sons and one grandson.

Organizations

Mrs. Ward volunteers as a poll worker during Spalding County elections and is affiliated with:

- United Christian Fellowship Church
- American Legion Auxiliary
- Communications Workers of America
- The Griffin Branch of the NAACP
- The American Business Woman's Association
- The Spalding County Democratic Party

COMMISSIONER BIOGRAPHIES



Cora Flowers
District II

Occupation

Cora has lived in Griffin for most of her life, and is a full-time student at Georgia State University. A junior, she is majoring in psychology. She graduated from Griffin High School in 2001 as an Honor Graduate. She holds the distinction of being Griffin's youngest elected official (age 20).

Organizations

Ms. Flowers is a member of:

- The NAACP - Griffin Branch
- Big Brothers Big Sisters of Metro Atlanta
- Griffin-Spalding Watch and Pray.

COMMISSIONER BIOGRAPHIES



Joanne Todd
District IV

Occupation

Retired

Previous Occupation: Congressional Liaison for Newt Gingrich

Commissioner Todd is beginning her third term on the Griffin City Commission, having served as Chairperson in 2002 and 2005.

Formerly she was Legislative Aide to Congressman Newt Gingrich and prior to that, association Staff Executive with the American Cancer Society.

During her tenure on the Griffin City Commission, she has served on the Training Board and Legislative Policy Council of the Georgia Municipal Association and former Region 4 President. She has served as a member of the Spalding County Collaborative, Workforce Investment Board, Industrial Development Authority, Hospital Authority and McIntosh Trail RDC.

Commissioner Todd and her husband Harry have resided in Griffin for 36 years. They are members of First United Methodist Church of Griffin and the Joy Sunday School Class.

They are the parents of three children, six grandchildren and one great grandson.

COMMISSIONER BIOGRAPHIES



Richard "Dick" Morrow
District V

Occupation

Retired

Mr. Morrow is a retired Delta Airlines pilot, a former F-100 fighter pilot with the US Air Force, and a Viet Nam veteran.

He is a local business owner and previously served as a Spalding County Commissioner.

Mr. Morrow and his wife Carol have five children and nine grandchildren. Mr. Morrow serves on numerous boards, commissions, and charitable organizations. Dick and Carol are members of Griffin's First United Methodist Church.

COMMISSIONER BIOGRAPHIES



Rodney McCord
District VI

Occupation

Mr. McCord is a United Bank Loan Officer. He has served on the Board of Commissioners since 1994 and is the senior member. He served as Chairman in 1998 and 2006. He is a graduate of Mercer University. Rodney is married to Dr. MeQuanta L. McCord, and is the father of Jordan Ahman.

Organizations

Rodney lends his time and services to the following:

- Anne Street Elementary Mentoring Program
- Citizens United for Progress (CUP)
- Griffin Area Business Association
- Griffin High School Athletics
- Spalding Basketball Association
- The United Way of Griffin

MAJOR INITIATIVES

During fiscal year 2007, the City of Griffin achieved many significant accomplishments in furtherance of the goals established by the Board of City Commissioners. These broad-based goals are summarized as follows:

- Purchased a fire engine ladder truck for the Fire Department.
- Purchased new utility billing software to improve billing process, statements, and to provide future web based customer account access and automated bill pay.
- Partner in Education programs - The City of Griffin's departments and staff are closely involved in the Partner in Education program. The Boys and Girls Club with Human Resources, Atkinson Elementary with the Police in conjunction with Electric Departments, and the Boy Scouts of America with Public Works.
- In May 2007, the City held a Commercial Business/Contractor's Summit whereby creating a forum for exchange of ideas and networking focused on economic trends and development. As a result of this summit, the City of Griffin adjusted permitting fees to be more in line with other municipalities. Strategically, this move was designed to encourage more development over the long term.
- The City held nine "8@8" (a concept of eight people at eight a.m.) informational/educational meetings designed to provide an opportunity for residents and business owners to meet with the City Manager and Department Directors in an informal setting. This forum gave the residents and business owners an opportunity to ask about City government, operations, and economics and for the City officials to present opportunities and challenges.
- The City adopted a Side-walk Café ordinance whereby restaurants may set and serve food and beverages outside the premises; sparking community interest, activity and revitalizing the downtown area.
- March 5, 2007 the City of Griffin initiated a mandatory recycling program. We currently have a diversion rate of 19.36%.
- March 2007 the City moved the majority of its operations to 100 South Hill Street (One Griffin Center) in a successful effort to consolidate local offices under one roof. The City completed this move in October 2007 with the final two departments – Electric and Customer Service.
- The City centralized and consolidated its information and technology resources into one server room. The Information and Technology Department continues to perform industry best practices by implementing industry standard technologies.

The City adopted Livable Centers Initiative (LCI) recommendations to create a downtown where people can live, work and play in a safe, attractive and exciting environment.

About the Popular Annual Financial Report

This publication provides the public with an easy to read overview of the City's financial condition. To view this publication on line, visit www.cityofgriffin.com . The information contained in this report is derived from the City of Griffin's Comprehensive Annual Financial Report (CAFR). The CAFR contains more detailed information about the City's finances, and can also be viewed on line at www.cityofgriffin.com .

GFOA AWARD FOR OUTSTANDING ACHIEVEMENT

The Government Finance Officers Association of the United States and Canada (GFOA) has given an Award For Outstanding Achievement in Popular Annual Financial Reporting to the City of Griffin, Georgia for its Popular Annual Financial Report for the fiscal year ended June 30, 2007. The Award for Outstanding Achievement in Popular Annual Financial Reporting is a prestigious national award recognizing conformance with the highest standards for preparation of state and local government popular reports. In order to receive an Award for Outstanding Achievement in Popular Annual Financial Reporting, a government must publish a Popular Annual Financial Report, whose contents conform to program standards of creativity, presentation, understandability and reader appeal. An Award for Outstanding Achievement in Popular Annual Financial Reporting is valid for a period of one year only. This was the 1st year that the City of Griffin has achieved this prestigious award. We believe our current report continues to conform to the Popular Annual Financial Reporting requirements, and we are submitting it to the GFOA.

ACKNOWLEDGEMENTS

The timely preparation and publication of this Popular Annual Financial Report represents a significant effort of the Accounting and Finance Divisions of the Department of Administrative Services as well as the excellent cooperation and assistance of other City of Griffin employees and independent auditors, Mauldin & Jenkins, Certified Public Accountants, LLP., who contributed to its preparation. In particular we wish to express our appreciation to the Accounting and Finance staff who were responsible for assimilating and compiling the data comprising this report.

Sincere appreciation is also expressed to the Commissioners, City Manager, and Directors of Departments and Divisions for their assistance and leadership throughout the year in matters pertaining to the financial affairs of this great City.