

POPULAR ANNUAL FINANCIAL REPORT

Fiscal year ended June 30, 2013

City of Griffin
Griffin, Georgia

Financial Report Message

We are pleased to present the City of Griffin's Popular Annual Financial Report (PAFR) for the fiscal year ended June 30, 2013. This is the City's seventh PAFR, and is formulated as an easy to read version of the City's Comprehensive Annual Financial Report (CAFR) that we publish on a yearly basis.

The Comprehensive Annual Financial Report (CAFR) is a detailed account of the City's financial statements, notes, schedules, and statistics. The CAFR was prepared in conformance with Generally Accepted Accounting Principles (GAAP) and was audited by Mauldin, Jenkins, Certified Public Accountants, LLC, 439 Mulberry Street, Post Office Box 1877, Macon Georgia 31202-1877.

The CAFR received an unqualified opinion. A copy of our CAFR can be found on the City's website under Departments, Administrative Services, Finance, Finance Reports
<http://www.cityofgriffin.com/Departments/AdministrativeServices/Finance/FinanceReports/PopularAnnualFinancialReports.aspx>.

The Popular Annual Financial Report (PAFR) provides citizens with an overview of the City's revenues, expenditures, and general information, in a simplified interpretation of the CAFR. The PAFR is prepared by the Department of Administrative Services Finance and Accounting staff and is not obligated to be audited under GAAP rules.

Thank you for your interest in the City of Griffin's government and its functions. Please feel free to comment or offer suggestions on the PAFR to Markus Schwab, CPA/CITP/CGMA, Chief Financial Officer, email mschwab@cityofgriffin.com.

Respectfully submitted,
Kenny Smith
City Manager

Table of Contents



Year is 1955 – Griffin-Spalding Airport runway with paving completed

Financial Report Message	2
Table of Contents	3
Vision, Mission, Values	4
Quick Facts	5
Location	6
Organizational Chart	7
Goals	8
Awards & Recognition	9
Serving our Customers	10-11
Financial Information	12-17
Contact us	18
Purpose of Financial Report	19

The Complete Annual Budget and Comprehensive Annual Financial Report are available at City Hall and the City's website www.cityofgriffin.com.

Vision, Mission, Values

VISION

The City of Griffin shall be a model of excellence in local government; and a safe, well-planned community with equal opportunity for all.

MISSION

In partnership with our community, the mission of the City of Griffin is to protect and enhance the quality of life by providing a high level of service in an efficient and responsive manner for all the citizens.

VALUES

- ❑ We believe in honest, open, and democratic government.
- ❑ We are dedicated to the highest ideals of honor and integrity in order to merit the respect, trust, and confidence of the citizens of Griffin.
- ❑ We believe our primary responsibility is to those who live, work, visit, or otherwise come in contact with our City. We are committed to enhancing the quality of life by providing exemplary services.
- ❑ We believe that the employees of the City are its most important resource and through them, we will accomplish our mission and vision. We will support the employees with dignity, respect, and fairness.
- ❑ We believe it is important to listen to our citizens and be sensitive and responsive to their needs.
- ❑ We believe that proper planning, training, and teamwork will fulfill our mission and vision for the future of the City of Griffin.

Griffin Quick Facts

Services: Police, Fire, Electric, Water, Sewer, Storm Drainage, Streets, Solid Waste, Airport, Parks, Recreation, Planning and Economic Development

Form of Government: Board of Commissioners/Chairperson/City Manager

Governing Body: 6 District and 1 at-Large Commissioners are elected to four year terms

Population – (2012 est.):	23,389
---------------------------	--------

Number of Households – 2010:	8,941
------------------------------	-------

Median Age – (2012 Citi-Data):	33.8
--------------------------------	------

Median Household Income – (2011 Citi-Data):	\$30,365
---	----------

Planning Area (square miles):	14
-------------------------------	----

Incorporated (square miles):	14
------------------------------	----

Acres of Parks:	190
-----------------	-----

Operating Budget – 2014:	\$100.6M
--------------------------	----------

Employees:	460
------------	-----

2013 Operating Mill Levy (City):	8.611
----------------------------------	-------

2013 Total Mill Levy (State, City, County, & School):	43.341
---	--------

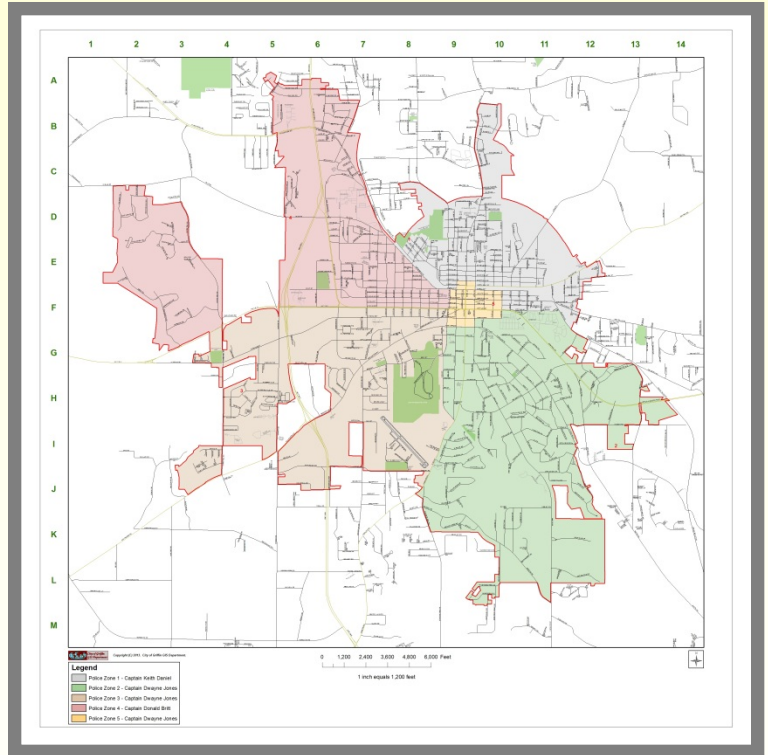
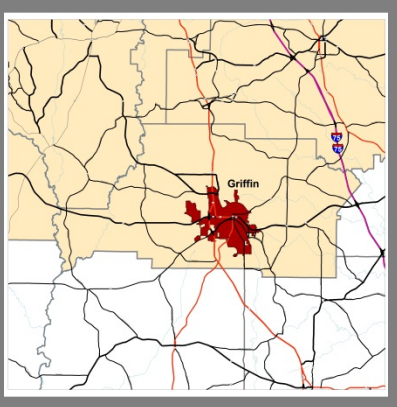
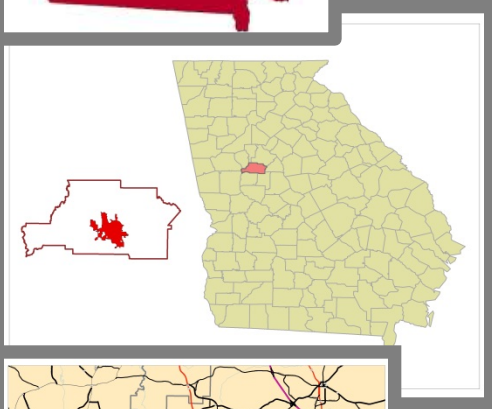
2013 Sales and Use Tax Rate:	7%
------------------------------	----

Incorporated:	1840
---------------	------



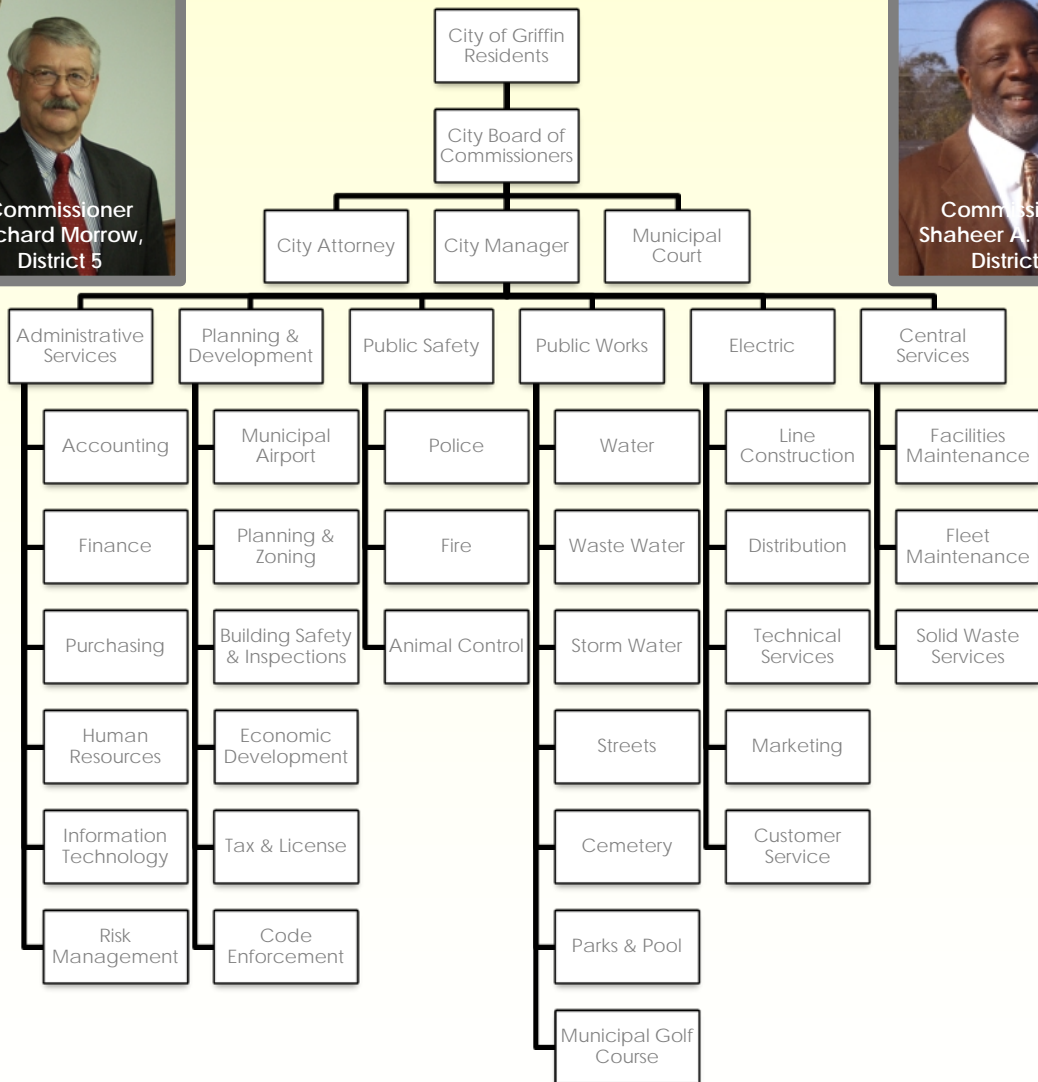


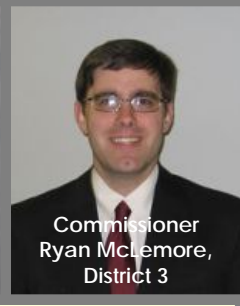

Location

The City of Griffin is located in Spalding County along Highway 16 just west of I-75 with easy access to Griffin-Spalding Municipal Airport.



<5 Minutes to Griffin-Spalding Municipal Airport
15 Minutes north to Atlanta Motor Speedway
45 Minutes south to Macon, Georgia
50 Minutes north to Hartsfield-Jackson Atlanta Airport

Organizational Chart



GOALS

The board of commissioners serves as the legislative and governing body of the city of griffin. It is responsible for establishing city policies and goals. The goals give direction to city staff for conducting city business. Below is a summary of commission goals for 2013, many of which are either completed or in-process.

1. Establish Citizen Engagement/Communications position.
2. Complete City-wide branding initiative.
3. Increase WI-FI "hot spots" City-wide.
4. Electronic neighborhood watch program.
5. Paperless Agenda system.
6. Support the Griffin-Spalding Municipal Airport Relocation project.
7. Continue to improve the City's website.

AWARDS



Government Finance Officers Association

Award for Outstanding Achievement in Popular Annual Financial Reporting

Presented to

**City of Griffin
Georgia**

For its Annual
Financial Report
for the Fiscal Year Ended

June 30, 2012

A handwritten signature in black ink, appearing to read 'Jeffrey R. Emer'.

Executive Director/CEO

Government Finance Officers Association (GFOA) Award for Excellence in Financial Reporting for Comprehensive Annual Financial Report (CAFR) – 2012, 2011, 2010, 2009, 2008, 2007, 2006, 2005, and 2004

GFOA Award for Outstanding Achievement in Popular Financial Reporting (PAFR) – 2012, 2011, 2010, 2009, 2008, 2007, and 2006

Serving our Customers

2013 OFFERED MANY ACCOMPLISHMENTS
BELOW IS A SUMMARY

COMMUNICATION

- Comprehensive Annual Financial Report (CAFR)
- Popular Annual Financial Report (PAFR)

INFORMATION TECHNOLOGY

- WI-FY "hot spots" city-wide
- Paperless Agenda system
- Upgraded backup and replication software systems
- Phase 1 Single Mode Fiber Optic cabling from City Hall to Police Department for enhanced continuity of operations (coop).

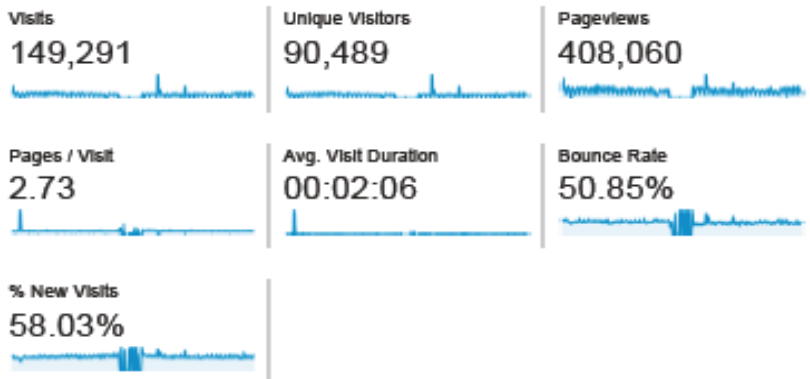
FINANCE

- Federal grants and awards – \$1,157,771
 - Community Home Investment Program (CHIP) – \$37,850
 - Community Development Block Grant (CDGB) – \$552,609
 - Neighborhood Stabilization Program (NSP) – \$240,756
 - US Department of Transportation – \$112,163
 - Other grants and financial awards – \$182,849

Website data – see graphic below

- 2014 Budget

90,489 people visited this site



Serving our Customers

AMENITIES

- Swimming Pool
- Golf Course
- Tennis Courts – 6
- Mini-Golf
- Playgrounds – 5
- Parks – 5
- Pocket Parks
- Bike and Pedestrian Trail

PUBLIC WORKS

- Sidewalk Improvement Program
- Traffic Signalization Improvements
- Water Conservation Plan
- Transportation Improvement Program
- Flood Plain Management Program
- Water Conservation Program

BUILDING SERVICES

- Inspections – 3,595
- Permits Issued (all types) – 894
- Occupational Tax License – 1,468
- Code Enforcement cases – 3,642

PUBLIC SAFETY

- Community and Police Partnership
- Electronic Neighborhood Watch
- Incident Management Systems Training
- D.A.R.E Program
- School Mentoring Programs
- School Resource Officers
- ISO CLASS 2 Fire Rating

CENTRAL SERVICES / SOLID WASTE PROGRAMS

- Christmas Tree Recycling Program – 1,500 trees est.
- Regional Recycling Center – (Currently, Griffin has the unique honor of being only city in Georgia with a mandatory recycling program).
- Residential recycling - 742 tons per year
- Commercial recycling
- Cardboard – 1,237 tons
- Plastics – 184 tons
- Metals – 466 tons
- Solid Waste Flow Control Ordinance
- Fleet Maintenance Services

Financial Information

The Statement of Net Position reflects a strong and healthy net financial position for the City as of June 30, 2013. Assets of the City exceeded its liabilities on June 30, 2013, by \$ 118 million (not including deferred outflows). Total assets increased by \$ 11 million and the City's liabilities increased by \$ 2.6 million, largely due to increases in capital leases and other post employment benefit liabilities.

Statement of Net Position as of June 30th (in thousands of dollars... '000s)

	2013	2012	2011	2010	2009
Current and other assets	\$68,676	\$58,386	\$52,100	\$45,253	\$35,299
Capital assets	134,347	133,650	135,821	133,992	135,782
Total Assets	203,022	192,036	187,921	179,245	171,081
Deferred outflows of resources	2,199	-0-	-0-	-0-	-0-
Other liabilities	10,814	9,067	10,620	10,117	9,961
Long-term liabilities outstanding	74,461	73,582	75,624	77,986	80,308
Total Liabilities	85,275	82,649	86,244	88,103	90,269
Net position:					
Net investment in capital assets	63,193	63,637	-0-	-0-	-0-
Restricted	14,611	4,840	-0-	-0-	-0-
Unrestricted	42,142	40,910	-0-	-0-	-0-
Total net position	\$119,947	\$109,387	\$101,677	\$91,142	\$80,812

Financial Information

The City's Statement of Changes in Net Position reflects all the financial activity for the City during the fiscal year ended June 30, 2013. This statement presents information to show how the City's net position changed during the year as a result of financial activity (i.e. revenues and expenses). This is a summarized version of the more detailed statement found in the City's complete Comprehensive Annual Financial Report.

Statement of Changes in Net Position for the Fiscal Year Ended June 30th

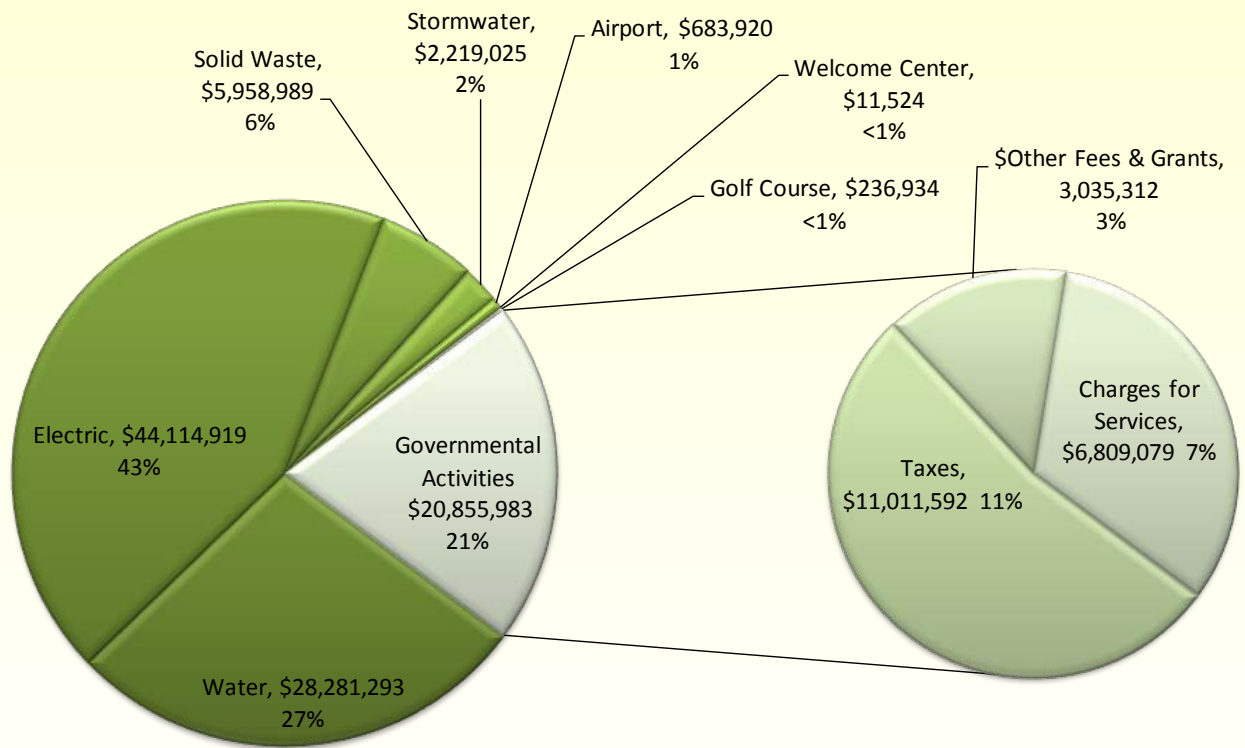
(in thousands of dollars... '000s)

	2013	2012	2011	2010	2009
Revenues	\$102,313	\$93,876	\$96,298	\$90,763	\$86,187
Expenses	(91,111)	(86,166)	(85,763)	(80,433)	(84,471)
Increase (decrease) in net assets	11,202	7,710	10,535	10,330	1,716
Net assets, beginning as restated	108,745	101,677	91,142	80,813	79,096
Net assets, end of year	\$119,947	\$109,387	\$101,677	\$91,142	\$80,813

This statement shows that the City's change net position increased each year for the past five years. This reflects a strong fiscal mindset and stewardship in areas that fund future capital improvements. Revenues increased (\$8.4 million) in 2013 from 2012 resulting from a \$9 million capital contribution from a major wholesale water customer. EXCLUDES COMPONENT UNIT revenue of \$255,396 and expense of \$225,185.

Financial Information

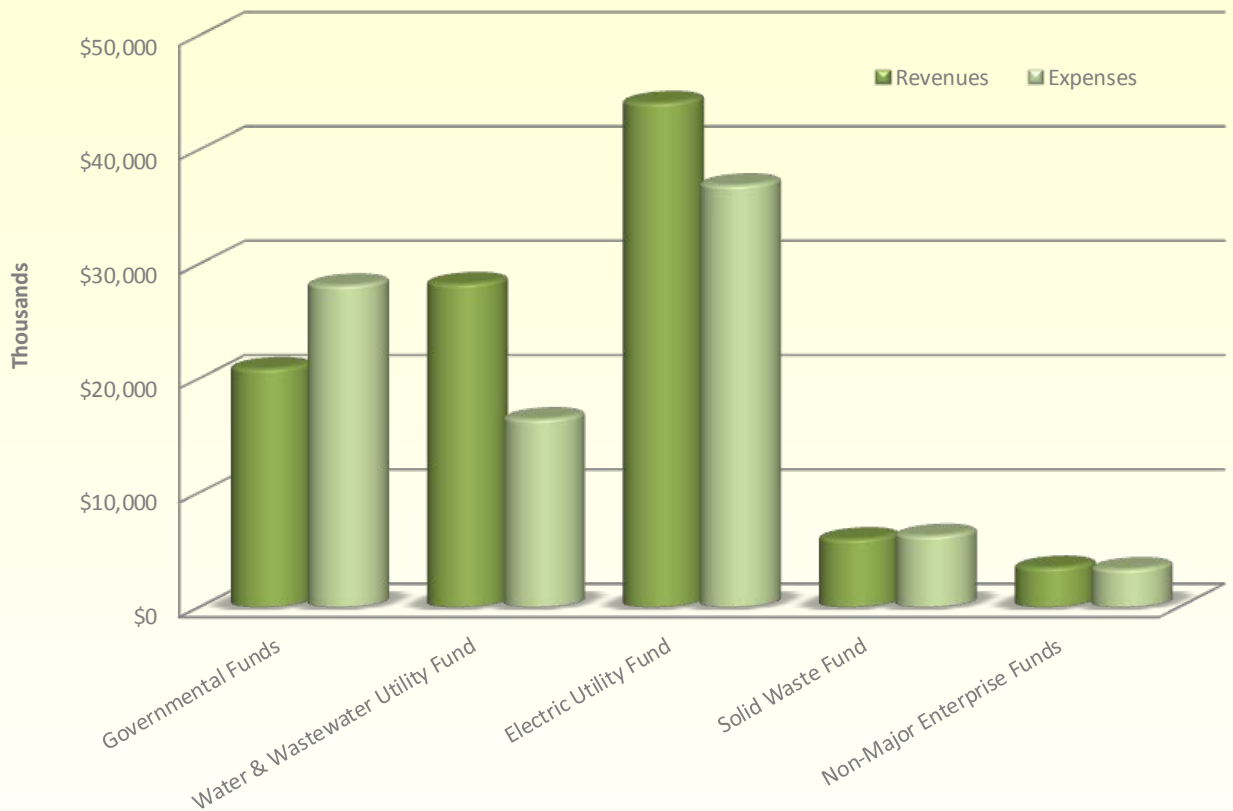
REVENUES



Data comes from governmental activities reported in the government-wide statements.
Comprehensive Annual Financial Report 2013 page 14.

Financial Information

This chart presents Program Revenues and Expenses for the City's major funds. This data excludes Internal Service Funds and Component Units (explained on the following page)
(in thousands of dollars)



This schedule is a summarized version of the more detailed statement of activities found in the City's Comprehensive Annual Financial Report.

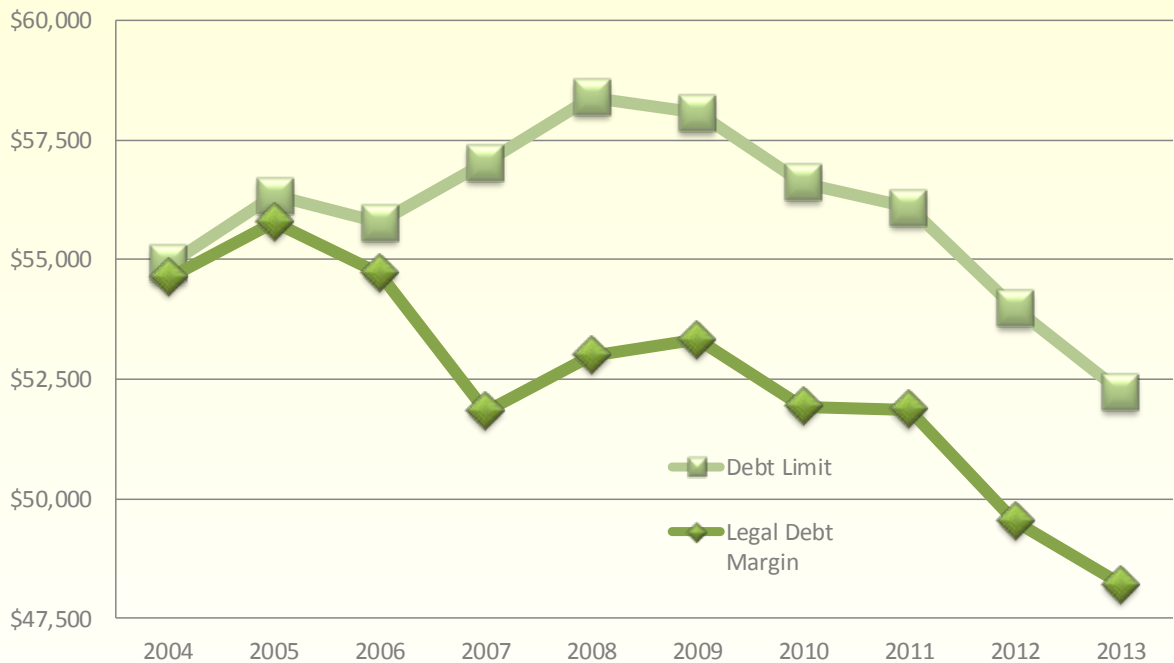
Component Units

- The following are component units not presented in the previous graph and are entities that have significant operational management and financial relationships with the City.
 - The City of Griffin Main Street Association (Main Street): The City Commission appoints several positions of the Main Street's board with additional positions being appointed by various organizations. There are 12 members plus two ex-officio officers. Budget requests for Main Street are submitted to the City Commission for approval, with the City possessing the authority to amend the budget. The City provides approximately 80 percent of Main Street's annual operating budget. The Main Street program services as a "community-driven" initiative focused on revitalizing older and more traditional business districts. The underlying premise of the Main Street concept is to encourage and foster economic development within the context of historic preservation in ways that are appropriate for today's marketplace.
 - The City of Griffin Downtown Development Authority (DDA): The City Commission appoints all seven members of the DDA's board (one of which is an elected official of the City Commission). Budget requests for the DDA are submitted to the Commission of approval, with the City Commission possessing authority to revise the budget. The DDA is responsible for the revitalization strategy for Downtown Griffin. The DDA's mission is to encourage economic activity in Griffin's central business district by attracting businesses, residents, and visitors. The DDA works closely with the City's Planning and Development Department and Main Street program in assisting new businesses through the permitting process.
 - The City of Griffin Business and Tourism Association (GBTA): The City Commission appoints all members of GBTA's board. Board members consist of the City Commission Chairperson, City Manager, City Attorney, and City Finance Director. Budget requests for GBTA are submitted to the Commission for approval, with the City Commission possessing authority to revise the budget. As a 501-(c)3, not-for-profit organization, the GBTA's purpose is to promote business, tourism, trade and business conventions for the City. The GBTA has provided tourism initiatives, brochures and other marketing materials and paid for training and conference registrations to increase awareness of the City of Griffin for both tourism and economic development purposes. The GBTA is solely devoted to economic development through business attraction and retention; tourism; redevelopment; and other special events and projects to promote the City of Griffin.

Financial Information

LEGAL DEBT MARGIN

As of June 30, 2013, the City had \$61.1 million outstanding in water revenue bonds, \$1.5 million in notes payable, \$560 thousand in capital leases, and \$4 million outstanding on buildings and vehicles.

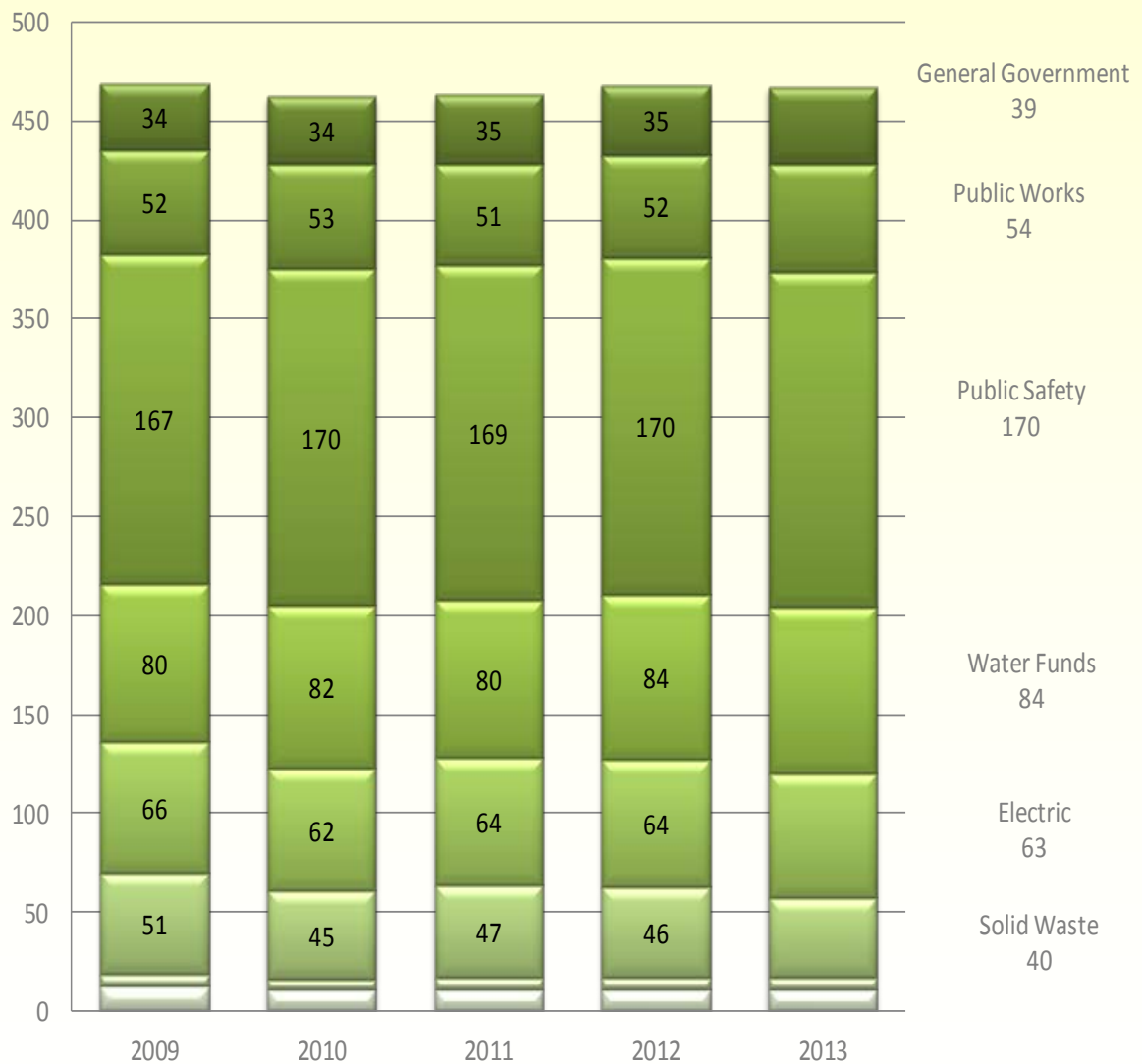


This schedule is a summarized version of the more detailed statement of activities found in the City's Comprehensive Annual Financial Report. Under Georgia finance law, the City's outstanding general obligation debt should not exceed 10 percent of total assessed property value. By law, the general obligation debt subject to the limitation may be offset by amounts set aside for repaying general obligation bonds.

Financial Information

STAFFING LEVELS (Full-Time Equivalents)

The City of Griffin conducts a periodic market analysis of comparable jobs to update the pay plan. While health insurance costs increased, the City absorbed most of the increase. On average, the City contributes around 70 percent towards health care premiums and employees pay approximately 30 percent, comparable with other local municipalities. Costs for other employee benefits, including life insurance remained the same for 2013.

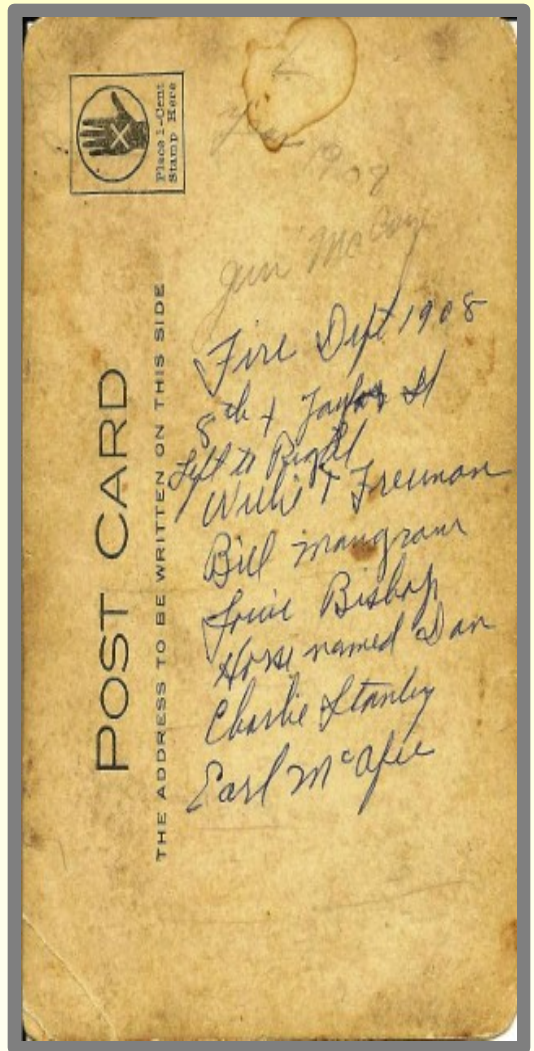



Contact information

AIRPORT	770.227.2928	EMERGENCY SERVICES:		SOLID WASTE SERVICES:	
COMMISSION	770.229.6400	• Emergency	911	• Commercial	770.229.6421
DEPARTMENTS:		ECONOMIC DEVELOPMENT:		• Industrial	770.229.6421
City Manager	770.229.6408	• Downtown Development	770.233.2901	• Recycling	770.229.6421
• Accounting	770.229.6401	• Main Street Program	770.228.5356	• Residential	770.229.6421
• Administrative Services	770.229.6425	PLANNING & DEVELOPMENT:		UTILITIES:	
• Information Technology	770.229.6614	• Building Inspections & Permits	770.233.4130	• Customer Service / Billing	770.229.6403
• Fire Rescue	770.229.6415	• Building Safety	770.233.4130	• Report Electrical Outage	770.229.6406
Station One		• Code Enforcement	770.233.4130	• Electric	770.229.6406
314 North Hill Street	770.229.6417	• Planning & Zoning	770.233.4130	• Water	770.229.6403
Station Two		• Tax and License	770.229.6402	• Water & Wastewater	770.229.6603
401 North Expressway	770.229.6416	PUBLIC WORKS:		• Solid Waste	770.229.6403
Station Three		• Cemetery	770.229.6410	• Storm Water	770.229.6424
101 Crescent West	770.229.6414	• FOG (Fats Oils Grease)	678.692.0404		
• Human Resources	770.229.6400	• Parks	770.233.2919		
• Parks and Recreation	770.233.2919	• Sign Shop	770.229.6632		
• Police	770.229.6450	• Streets	770.229.6413		
• Public Works	770.229.6424				

Purpose of Report

The purpose of the Popular Annual Financial Report (PAFR) is to provide an overview of the financial position of the City of Griffin, as reported in the City's Comprehensive Annual Financial Report (CAFR), along with other information of interest. The financial information presented here is in summarized and condensed form and does not substitute for the City's CAFR. The CAFR outlines the City's financial position and operating activities each fiscal year presented in conformity with generally accepted accounting principles (GAAP). The PAFR does not conform to GAAP and associated standards as set forth by the applicable governing bodies, but is suitable for those readers who prefer an overview or summary of the City's government and its financial condition. Some of the information is from the City's Annual Budget. The City's CAFR received the award for outstanding financial reporting from the Government Finance Officers Association. The CAFR, Annual Budget, and PAFR are available at City Hall and the City's website at www.cityofgriffin.com.



City of Griffin
 100 South Hill Street
 P.O. Box T
 Griffin, Georgia 30223
 770.229.6401
www.cityofgriffin.com