

POPULAR ANNUAL FINANCIAL REPORT

FISCAL YEAR ENDED JUNE 30, 2019

CITY OF GRIFFIN, GEORGIA

The logo for the City of Griffin, Georgia, features the word "Griffin" in a bold, green, sans-serif font. The letter 'i' has a white dot, and the letter 'n' has a white dot. The letter 'f' has a yellow dot. The logo is positioned above a solid orange horizontal bar.

Growing, **TOGETHER**

FINANCIAL REPORT MESSAGE

We are pleased to present the City of Griffin's Popular Annual Financial Report (PAFR) for the fiscal year ended June 30, 2019. This is the City's tenth PAFR, and is formulated as an easy to read version of the City's Comprehensive Annual Financial Report (CAFR) that we publish on a yearly basis.

The Comprehensive Annual Financial Report (CAFR) is a detailed account of the City's financial statements, notes, schedules, and statistics. The CAFR was prepared in conformance with Generally Accepted Accounting Principles (GAAP) and was audited by Mauldin & Jenkins, Certified Public Accountants, LLC, 439 Mulberry Street, Post Office Box 1877, Macon Georgia 31202-1877.

The CAFR received an unmodified opinion. A copy of our CAFR can be found on the City's website under Departments, Administrative Services, Finance, Finance Reports:

<https://cityofgriffin.com/Departments/AdministrativeServices/Finance/FinanceReports/ComprehensiveAnnualFinancialReports.aspx>.

The Popular Annual Financial Report (PAFR) provides citizens with an overview of the City's revenues, expenditures, and general information, in a simplified interpretation of the CAFR. The PAFR is prepared by the Department of Administrative Services, Finance and Accounting staff and is not obligated to be audited under GAAP rules.

Thank you for your interest in the City of Griffin's government and its functions. Please feel free to comment or offer suggestions on the PAFR to Markus Schwab, CPA/CITP/CGMA, Chief Financial Officer, email mschwab@cityofgriffin.com.

Respectfully submitted,
Kenny Smith
City Manager

VISION | MISSION | VALUES

VISION

The City of Griffin shall be a model of excellence in local government; and a safe, well-planned community with equal opportunity for all.

MISSION

In partnership with our community, the mission of the City of Griffin is to protect and enhance the quality of life by providing a high level of service in an efficient and responsive manner for all the citizens.

VALUES

We believe in honest, open, and democratic government.

We are dedicated to the highest ideals of honor and integrity in order to merit the respect, trust, and confidence of the citizens of Griffin.

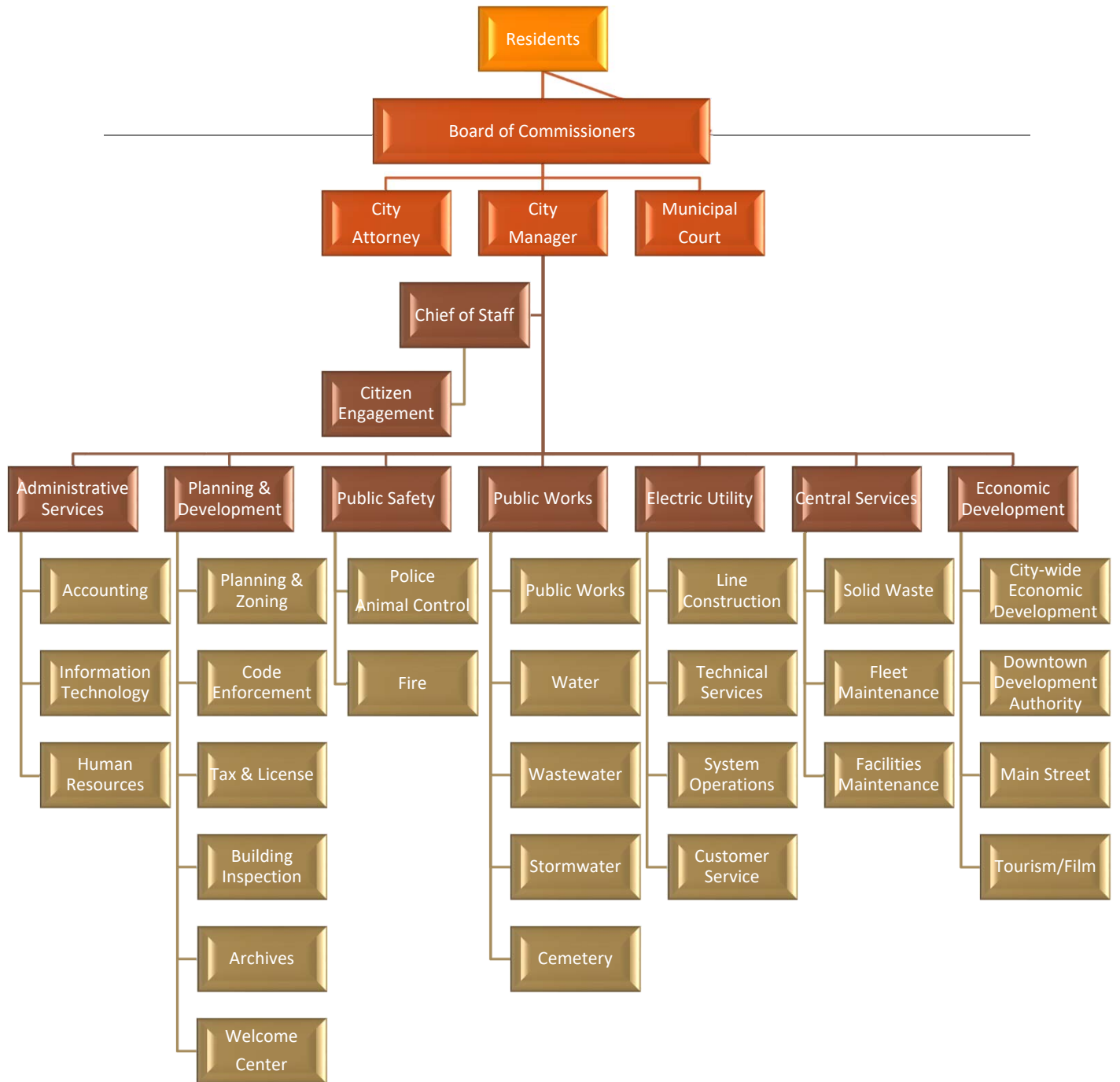
We believe our primary responsibility is to those who live, work, visit, or otherwise come in contact with our City. We are committed to enhancing the quality of life by providing exemplary services.

We believe that the employees of the City are its most important resource and through them, we will accomplish our mission and vision. We will support the employees with dignity, respect, and fairness.

We believe it is important to listen to our citizens and be sensitive and responsive to their needs.

We believe that proper planning, training, and teamwork will fulfill our mission and vision for the future of the City of Griffin.

ORGANIZATION CHART



Board of Commissioners



Douglas S. Hollberg,
Commissioner
City At-Large




Cynthia Reid Ward,
Commissioner
District 1



Cora Flowers,
Commissioner
District 2



Holly Murray,
Commissioner
District 3



David Brock,
Commissioner
District 4



Truman Tinsley III,
Commissioner
District 5



Rodney McCord,
Commissioner
District 6

AWARDS

Government Finance Officers Association (GFOA) Award for Excellence in Financial Reporting for Comprehensive Annual Financial Report (CAFR) – 2018, 2017, 2016, 2015, 2014, 2013, 2012, 2011, 2010, 2009, 2008, 2007, 2006, 2005, and 2004

Government Finance Officers Association (GFOA) Award for Outstanding Achievement in Popular Annual Financial Reporting (PAFR) – 2018, 2017, 2016, 2015, 2014, 2013, 2012, 2011, 2010, 2009, 2008, 2007, and 2006



Government Finance Officers Association

**Award for
Outstanding
Achievement in
Popular Annual
Financial Reporting**

Presented to

**City of Griffin
Georgia**

For its Annual
Financial Report
for the Fiscal Year Ended

June 30, 2018

Christopher P. Morrill

Executive Director/CEO

FINANCIAL INFORMATION

The City's Net Position reflects financial strength and fiscal health as of June 30, 2019. Assets exceeded liabilities by \$165.4 million (not including deferred inflows or outflows). Total assets increased by \$25.4 million and the City's liabilities increased by \$9.8 million, largely due to debt issuance in Water Wastewater Utility Fund.

City of Griffin's Net Position as of June 30th

(in thousands of dollars... '000s)

	2019	2018	2017	2016	2015
Current and other assets	\$ 104,072	\$ 93,552	\$ 88,582	\$ 89,285	\$ 70,639
Capital assets	197,969	183,138	170,106	149,994	140,072
Total Assets	302,041	276,690	258,688	239,279	210,711
Deferred outflows of resources	5,323	6,407	5,320	7,027	4,871
Other liabilities	14,302	13,303	11,111	13,688	10,676
Long-term liabilities outstanding	122,298	113,448	113,186	101,123	86,668
Total Liabilities	136,600	126,751	124,297	114,811	97,344
Deferred inflows of resources	5960	3934	97	-0-	1,419
Net position:					
Net investment in capital assets	105,093	96,620	85,540	86,575	75,008
Restricted	16,181	18,026	17,790	15,484	10,184
Unrestricted	43,530	37,766	36,285	29,436	31,627
Total net position	\$ 164,804	\$ 152,412	\$ 139,615	\$ 131,495	\$ 116,819

The City's Changes in Net Position reflects all the financial activity for the City during the fiscal year ended June 30, 2019. This statement presents information to show how the City's net position changed during the year as a result of financial activity (i.e. revenues and expenses). This is a summarized version of the more detailed statement found in the City's complete Comprehensive Annual Financial Report.

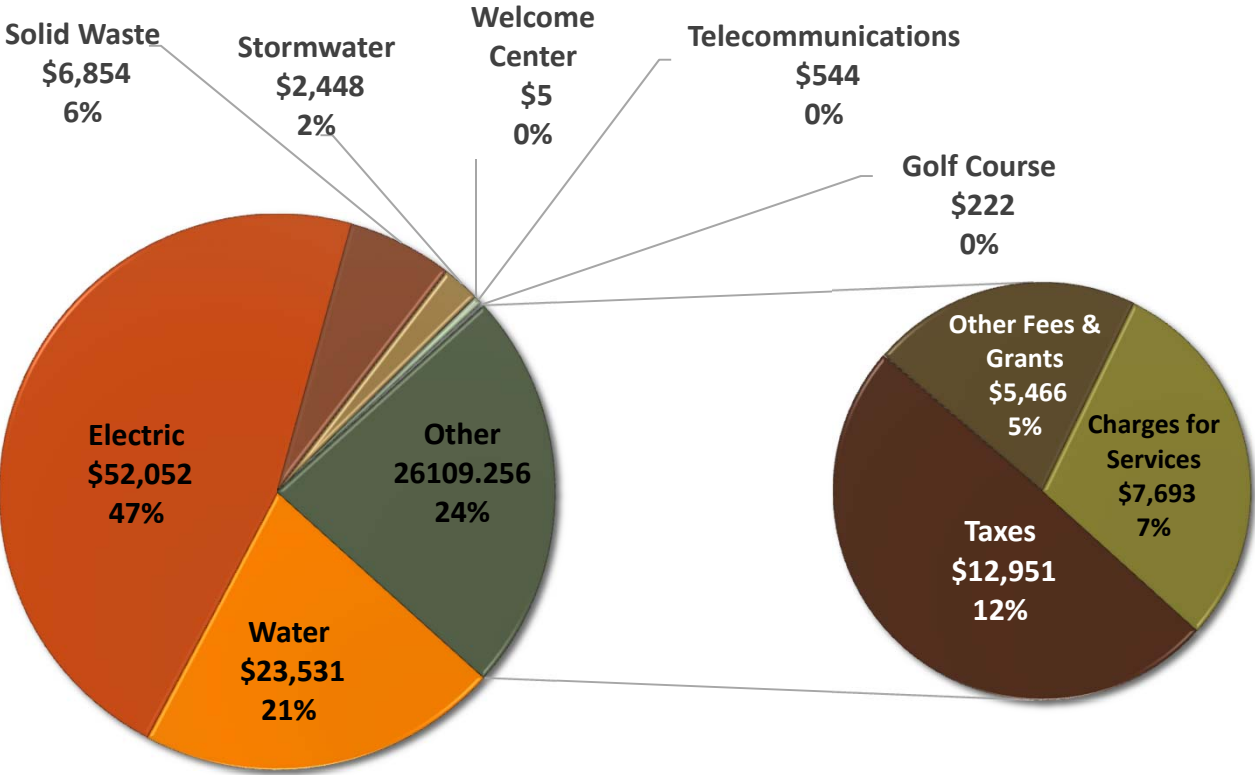
Changes in Net Position for the Fiscal Year Ended June 30th

(in thousands of dollars... '000s)

	2019	2018	2017	2016	2015
Revenues	\$ 113,727	\$ 106,744	\$ 102,349	\$ 104,369	\$ 97,118
Less: expenses	101,337	92,519	94,229	89,693	89,074
Increase (decrease) in net position	12,390	14,225	8,120	14,676	8,044
Prior period adjustment		-1,427	0	0	0
Net position, beginning as restated	152,413	139,615	131,495	116,819	108,775
Net position, end of year	\$ 164,803	\$ 152,413	\$ 139,615	\$ 131,495	\$ 116,819

This statement shows that the City's change net position increased each year for the past five years. This reflects a strong fiscal mindset and stewardship in areas that fund future capital improvements. Revenues increased \$7 million from 2018, and expenses increased \$8.8 million.

FINANCIAL INFORMATION

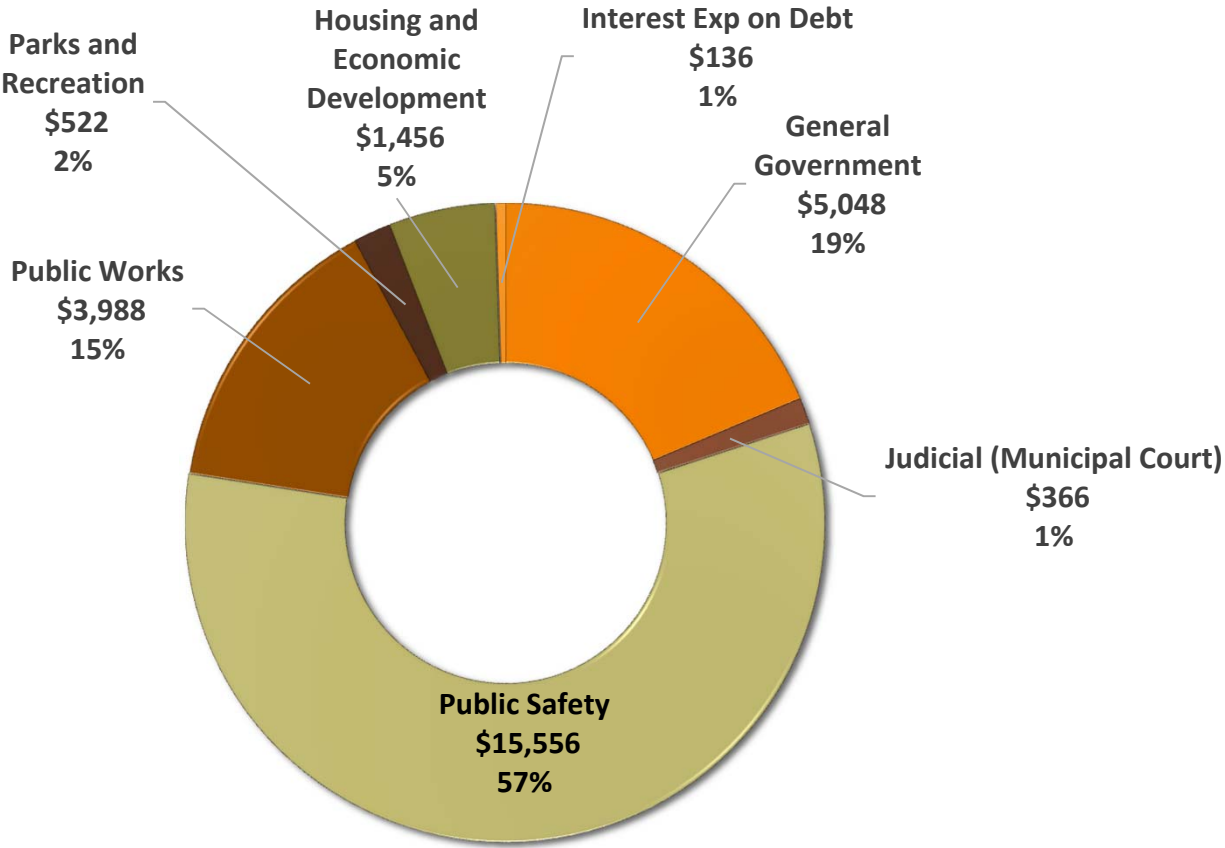


Revenues

(in thousands)

Data comes from Statement of Activities reported in the Government-wide statements. See Comprehensive Annual Financial Report, page 14.

FINANCIAL INFORMATION



\$ 9,195	Police
5,868	Fire
<u>493</u>	Other Safety Services
\$ 15,556	Total Public Safety

GENERAL FUND EXPENDITURES

(In thousands)

Data comes from Statement of Revenues, Expenditures and Changes in Fund Balances – Budget (GAAP Basis) and Actual.

See Comprehensive Annual Financial Report, page 18.

HOW FUNDS FLOW

Property tax dollars, charges for services, and utility fees flow through the City to provide services throughout the community.

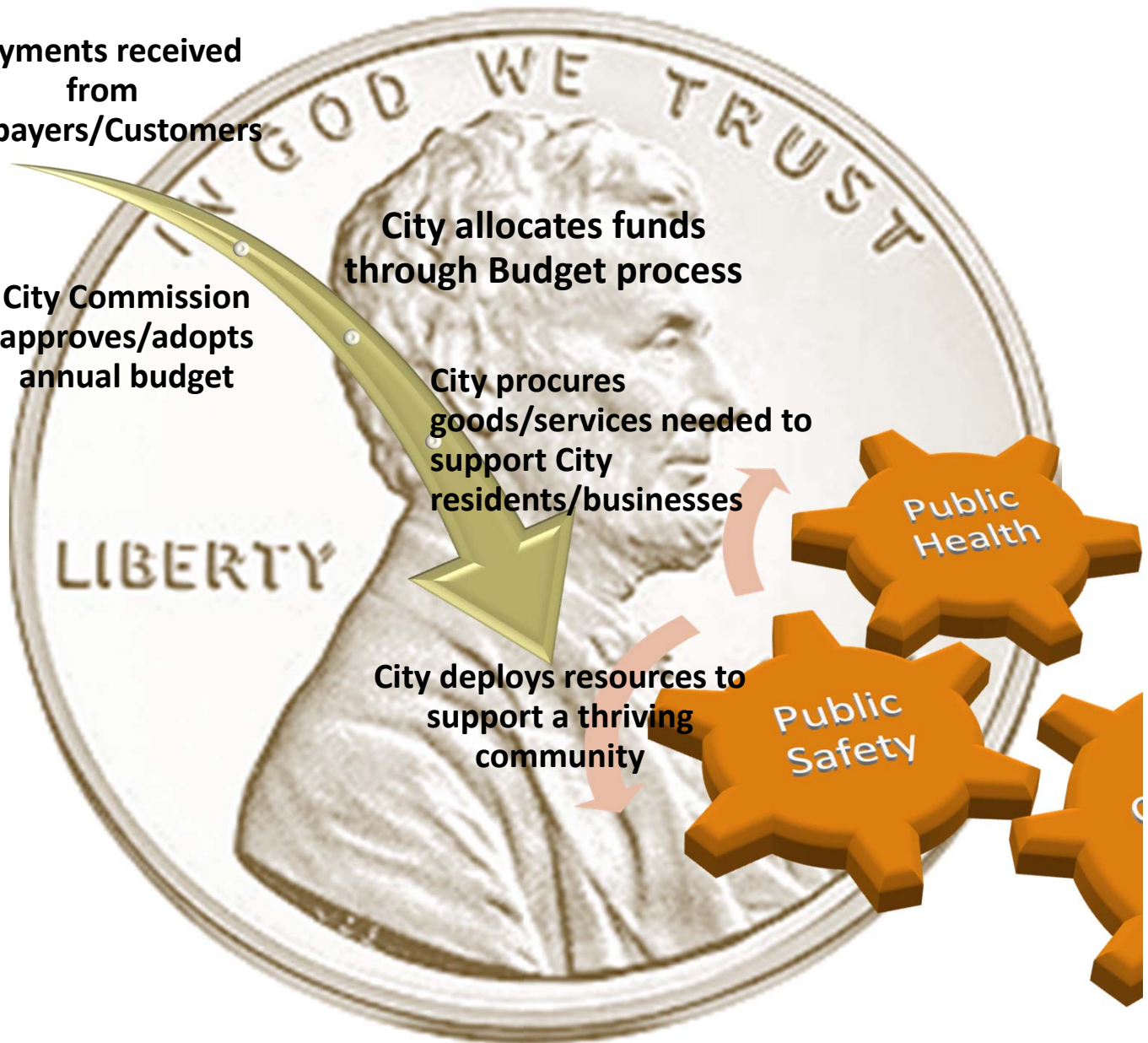
Payments received from Taxpayers/Customers

City Commission approves/adopts annual budget

City allocates funds through Budget process

City procures goods/services needed to support City residents/businesses

City deploys resources to support a thriving community



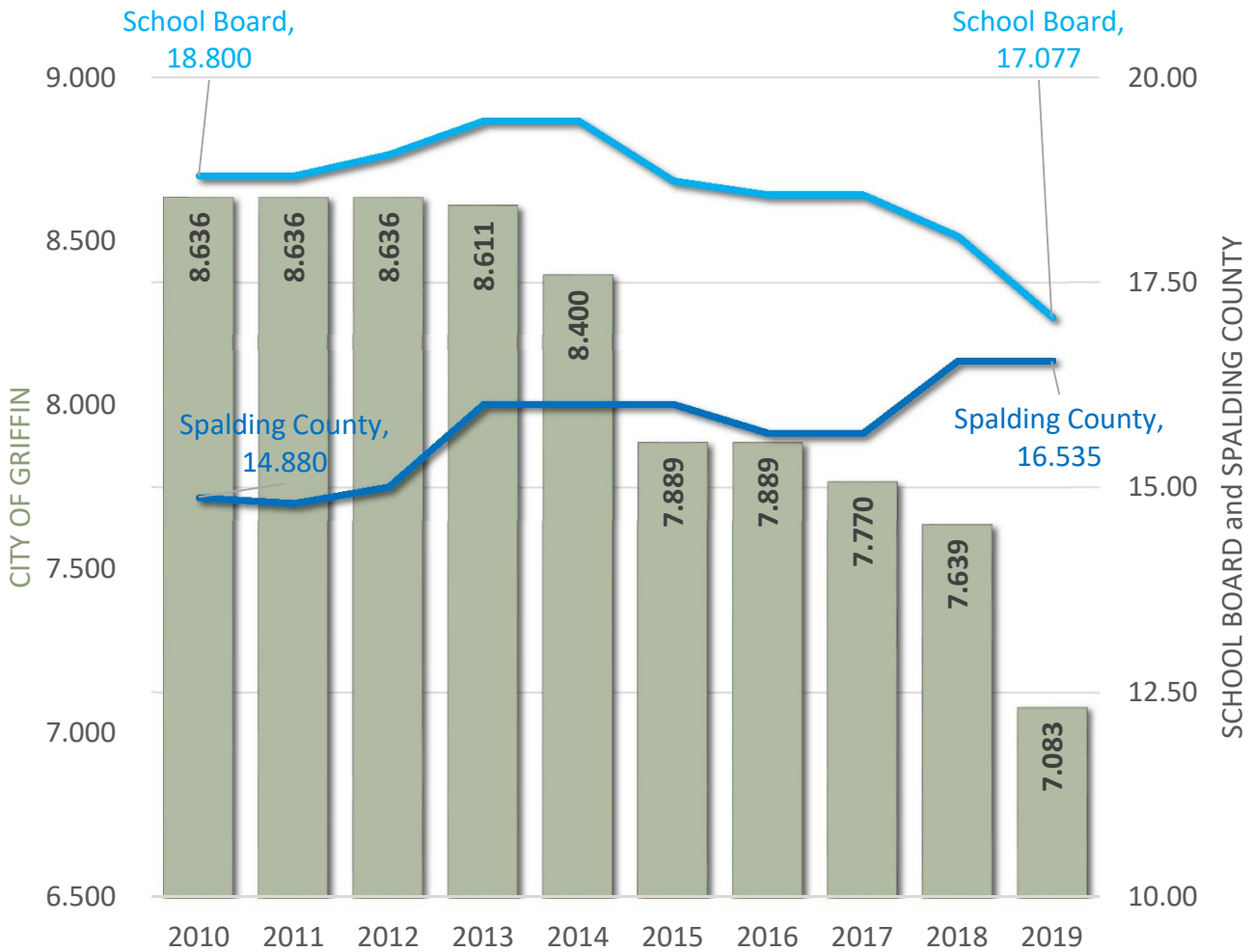
HOW FUNDS FLOW

The City, through its services, transforms funds received into gears that drive excellence in governance, community outreach and ultimately to economic development.



FINANCIAL INFORMATION

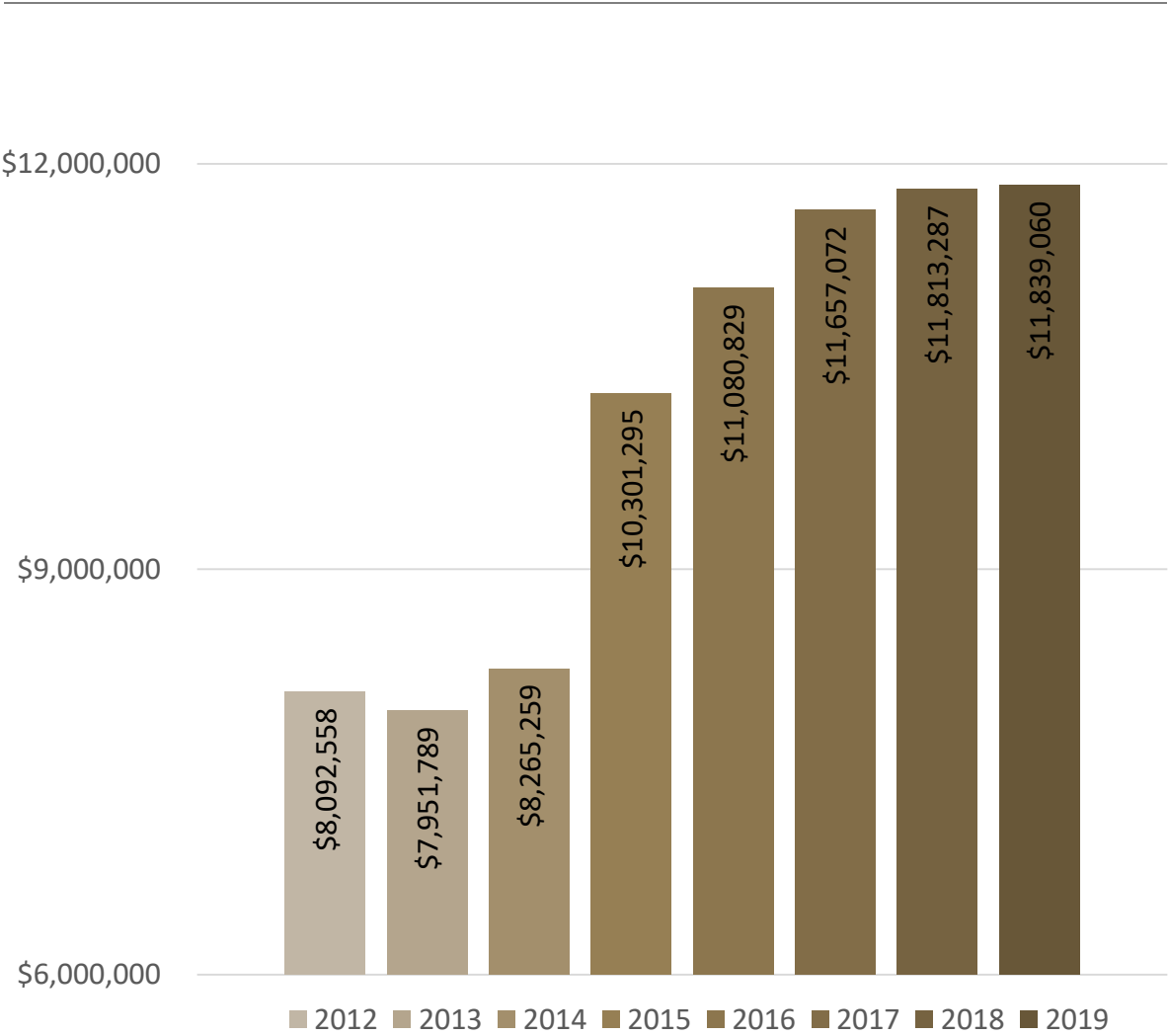
PROPERTY TAX MILLAGE RATES



Data comes from Statistical Section, page 125, of the Comprehensive Annual Financial Report.

FINANCIAL INFORMATION

General Fund FUND BALANCE HISTORY by Fiscal Year



Data comes from Statistical Section, pages 119-120,
of the Comprehensive Annual Financial Report.

PURPOSE OF REPORT

The purpose of the Popular Annual Financial Report (PAFR) is to provide an overview of the financial position of the City of Griffin, as reported in the City's Comprehensive Annual Financial Report (CAFR), along with other information of interest. The financial information presented here is in summarized and condensed form and does not substitute for the City's CAFR. The CAFR outlines the City's financial position and operating activities each fiscal year presented in conformity with generally accepted accounting principles (GAAP). The PAFR does not conform to GAAP and associated standards as set forth by the applicable governing bodies, but is suitable for those readers who prefer an overview or summary of the City's government and its financial condition. Some of the information is from the City's Annual Budget. The City's CAFR received the award for outstanding financial reporting from the Government Finance Officers Association.

The CAFR, Annual Budget, and PAFR are available at City Hall and the City's website at www.cityofgriffin.com.



CONTACT INFORMATION

Accounting	770.229.6401	Fire Rescue	770.229.6415	Public Works	770.229.6424
Administrative Services	770.229.6425	Station One- 314 North Hill Street	770.229.6417	Sign Shop	770.229.6632
Airport	770.227.2928	Station Two – 1430 Ellis Rd.	770.229.6416	Solid Waste	770.229.6421
Building Inspections & Permits	770.233.4130	Station Three- 101 Crescent West	770.229.6414	Storm Water	770.229.6424
Building Safety	770.233.4130	FOG (Fats Oils Grease)	678.692.0404	Streets	770.229.6413
Cemetery	770.229.6410	Fleet Management	770.233.4399	Tax and License	770.229.6402
City Manager	770.229.6408	Human Resources	770.229.6400	Trash Collection	770-229-6421
Code Enforcement	770.233.4130	Information Technology	770.229.6614	Water Wastewater	770-229-6423
Customer Service / Billing	770.229.6403	Planning & Development	770.233.4130		
Economic Development	770.228.5356	Police	770.229.6450		



Growing, **TOGETHER**
Thinking, **TOGETHER**
Celebrating, **TOGETHER**
Thriving, **TOGETHER**
Playing, **TOGETHER**
Working, **TOGETHER**
Helping, **TOGETHER**
Learning, **TOGETHER**
Shopping, **TOGETHER**
Exploring, **TOGETHER**
Achieving, **TOGETHER**
Discovering, **TOGETHER**
Building, **TOGETHER**
Creating, **TOGETHER**

CITY OF GRIFFIN

100 SOUTH HILL STREET

PO BOX T

GRIFFIN, GEORGIA 30223

770.229.6401

WWW.CITYOFGRIFFIN.COM